

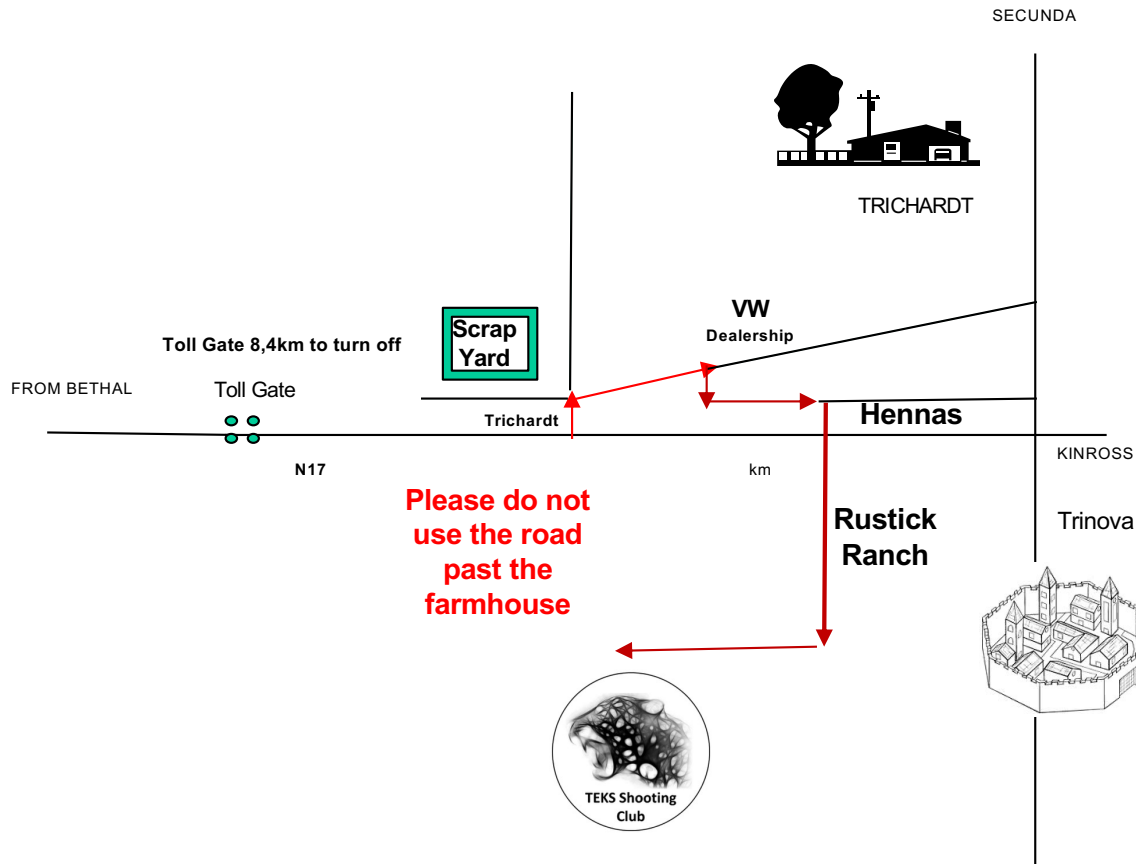
**TEKS CLUB SHOOT 5**  
**04 & 05 July 2026**

***TEKS***

***Shooting Club***

**TEKS Shooting Club**  
**TRICHARDT**

# TEKS SHOOTING CLUB



**26 ° 28'43.71"S 29° 15'05.04"E**

## STAGES

Stage	Range	Rounds		
1	1	14		
2	2	27		
3	3	12		
4	4	25		
5	5	18		
6	6	18		
		<b>114</b>		

### RULES

- The competition will be run according to the current IPSC rules.
- The wearing of eye and ear protection will be required during all stages of the match for participants and spectators
- Additional non shoots or barricades may be added to stages to enhance safety of all competitors and spectators
- Registration takes place from 08:30 to 08:45
- The RO briefing starts at 08:30
- The shooting competition commences 09:00

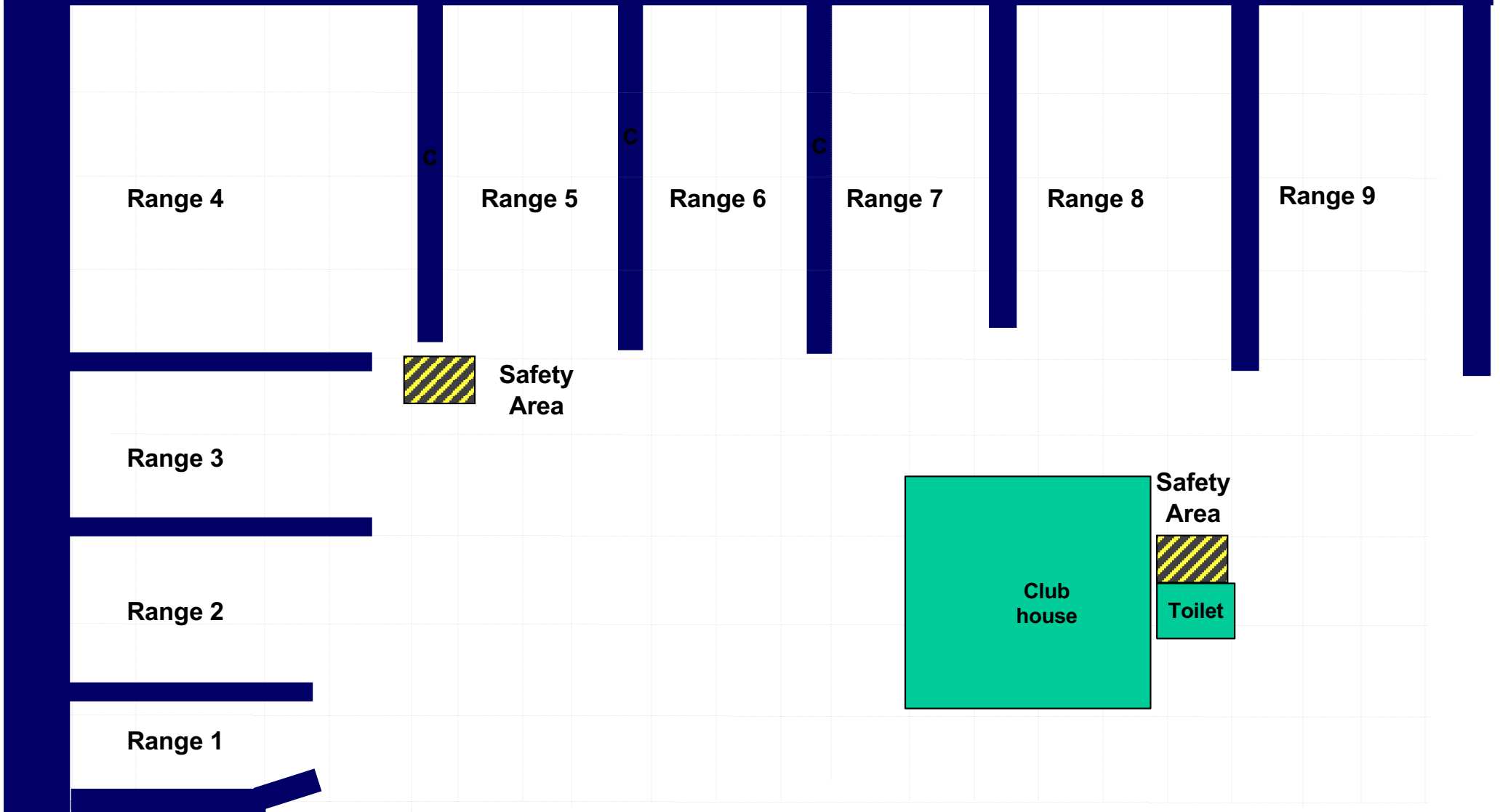
MATCH DIRECTOR: JACQUES ALBERT

RANGE MASTER: MARTIN VAN ZYL

STATS: MADELEINE ENGELBRECHT

ARBITRATORS: Will be appointed on the day

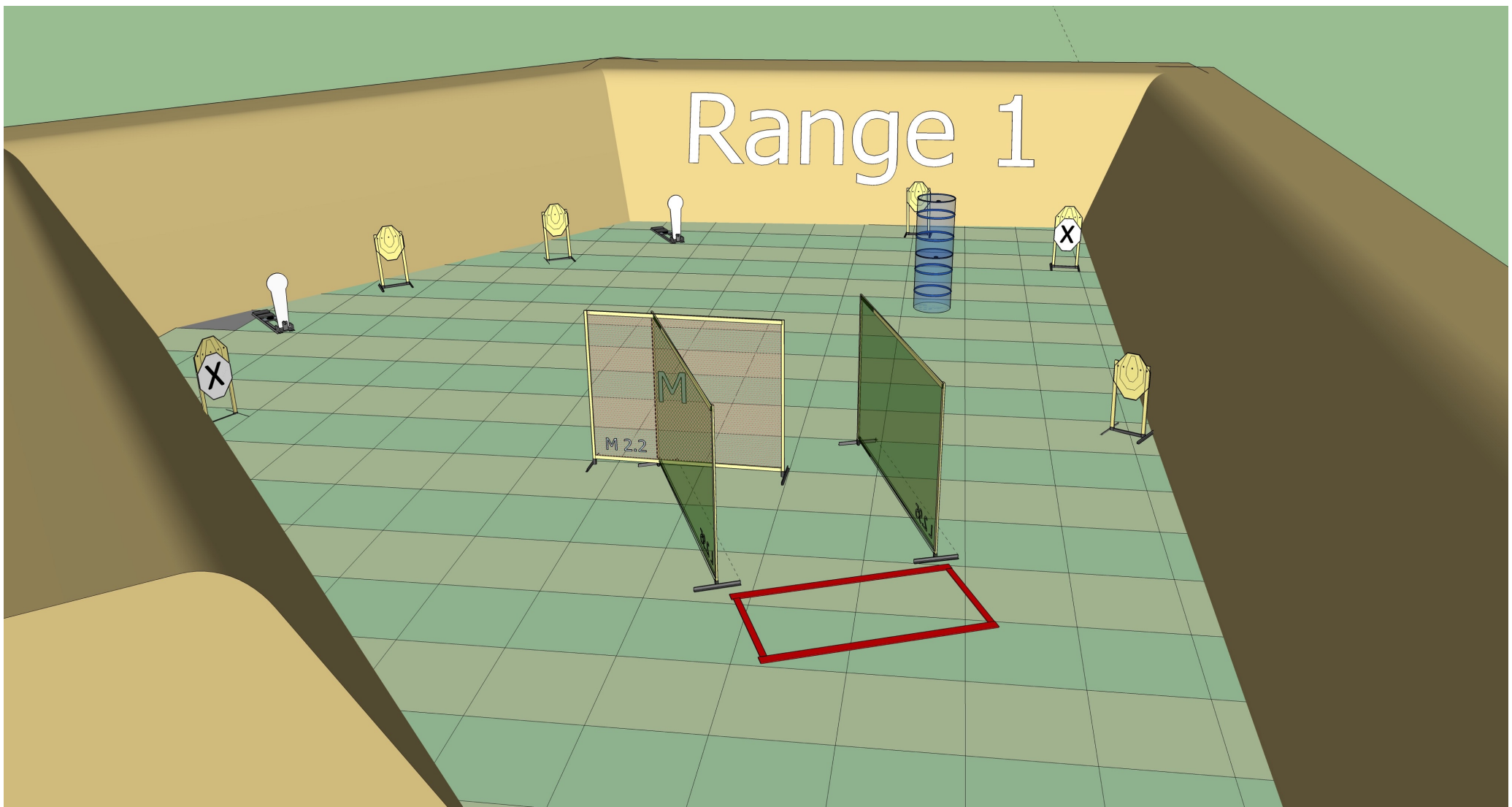
# TEKS Shooting Range Layout



- T=IPSC target
- MT=IPSC mini target
- PL= IPSC plate
- P=IPSC popper
- MP=IPSC mini popper
- M=Mover
- Number on paper targets =placement of target or mover

Gate

Parking Area  
(OUTSIDE RANGE AREA)



### RANGE OFFICER BRIEFING

14	6	0	Yes	0	0	2

**Stage 1**

**Distance 4 -12m**


**Ready Condition:**

**PCC:** Option 1

**Time starts:** Audible Signal

**Start position:** Standing relaxed anywhere in the demarcated area facing downrange as demonstrated.

**Procedure:** On signal engage targets while remaining in the demarcated area.



**Stage 2**

**Distance 2-15M**

**RANGE OFFICER BRIEFING**

**Ready condition:** Unloaded magwell and chamber empty


**PCC:** Option 3 slide forward

**Time starts:** Audible Signal

**Start position:** Standing relaxed anywhere in the demarcated area facing downrange as demonstrated.

**Procedure:** Firearm and all mags placed on drum On signal engage targets while remaining in the demarcated area.

<b>27</b>	<b>10</b>	<b>0</b>	<b>Yes</b>	<b>3</b>	<b>4</b>	<b>0</b>



### RANGE OFFICER BRIEFING

12	6	0	Yes	0	0	0

### Stage 3


Ready condition: Distance. 5-11M

PCC: Option 1

Time starts: Audible Signal

Start position: Standing relaxed anywhere in the demarcated area facing downrange as demonstrated.

Procedure: On signal engage targets while remaining in the demarcated area.



### RANGE OFFICER BRIEFING

Stage 4 Range 4 Distance 3-16

Ready condition

Ready condition PCC: Option 1

Time starts: Audible Signal


Start position: Standing relaxed toes touching x facing downrange as demonstrated.

Procedure: : On signal engage targets while remaining in the demarcated area

P2 will activate T5 that will remain visible

25	11	0	Yes	0	0	3

# Range 5



## RANGE OFFICER BRIEFING

Stage 5

Distance 2-10

Ready condition

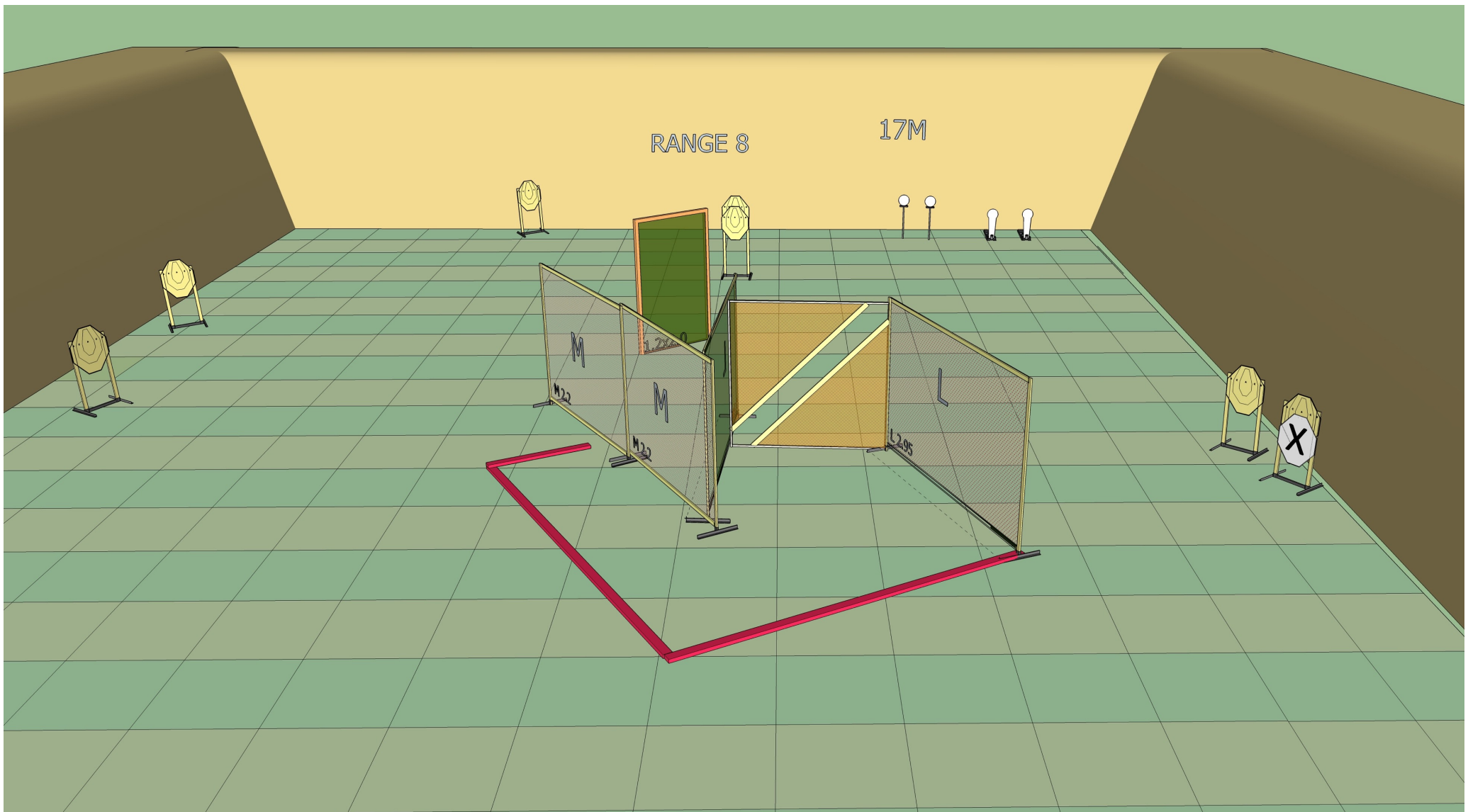
PCC: Option 1

Time starts: Audible Signal

Start position: : Heels touching X facing downrange as demonstrated

Procedure: : On signal engage targets while remaining in the demarcated area

18	9	0	Yes	2	0	0



### RANGE OFFICER BRIEFING

Stage 8

Distance 3-13








Ready condition:

PCC: Option 1

Time starts: Audible Signal.

Start position: Standing relaxed anywhere in the demarcated area facing downrange as demonstrated.

Procedure: On signal engage targets while remaining in the demarcated area.

						
18	7	0	Yes	2	2	0