

NKP & TEKS CLUB SHOOT 3

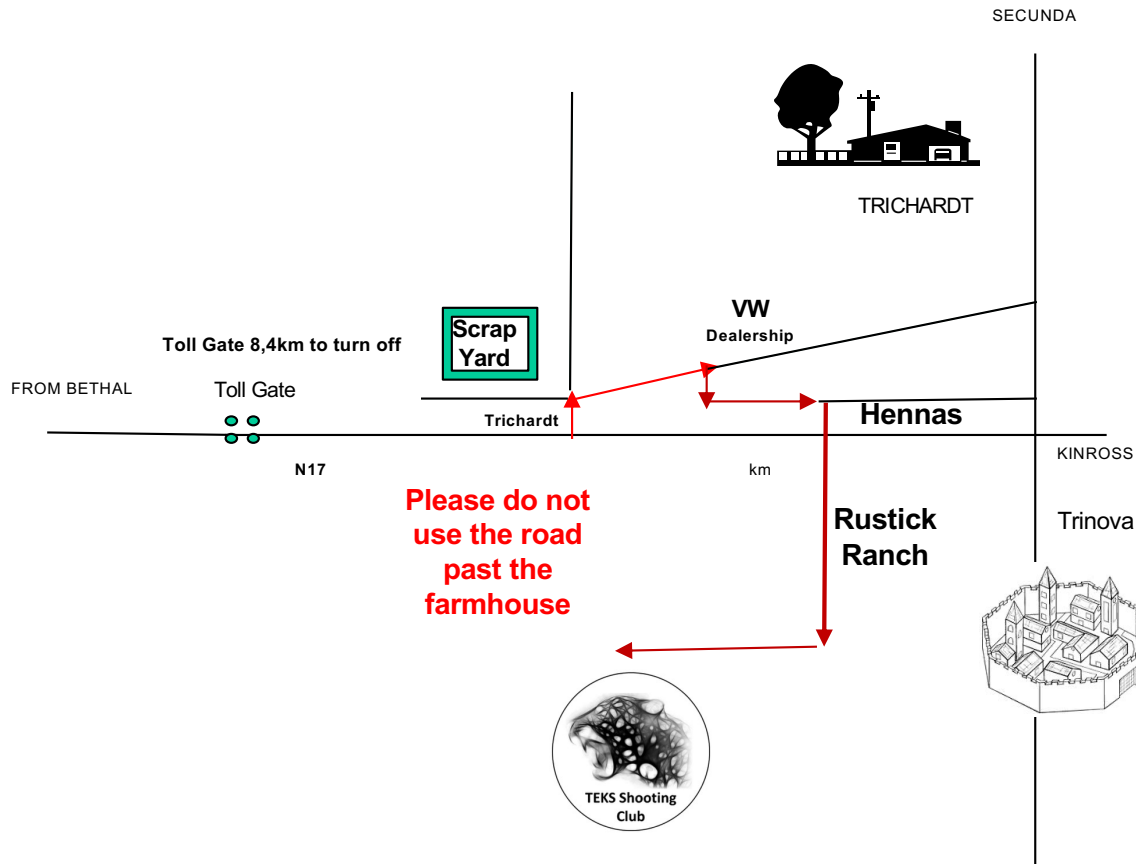
25 & 26 APRIL 2026

TEKS

Shooting Club

TEKS Shooting Club
TRICHARDT

TEKS SHOOTING CLUB



26 ° 28'43.71"S 29° 15'05.04"E

STAGES

Stage	Range	Rounds		
1	2	20		
2	3	12		
3	4	32		
4	6	12		
5	7	12		
6	6	22		
		109		

RULES

- The competition will be run according to the current IPSC rules.
- The wearing of eye and ear protection will be required during all stages of the match for participants and spectators
- Additional non shoots or barricades may be added to stages to enhance safety of all competitors and spectators
- Registration takes place from 08:30 to 08:45
- The RO briefing starts at 08:30
- The shooting competition commences 09:00

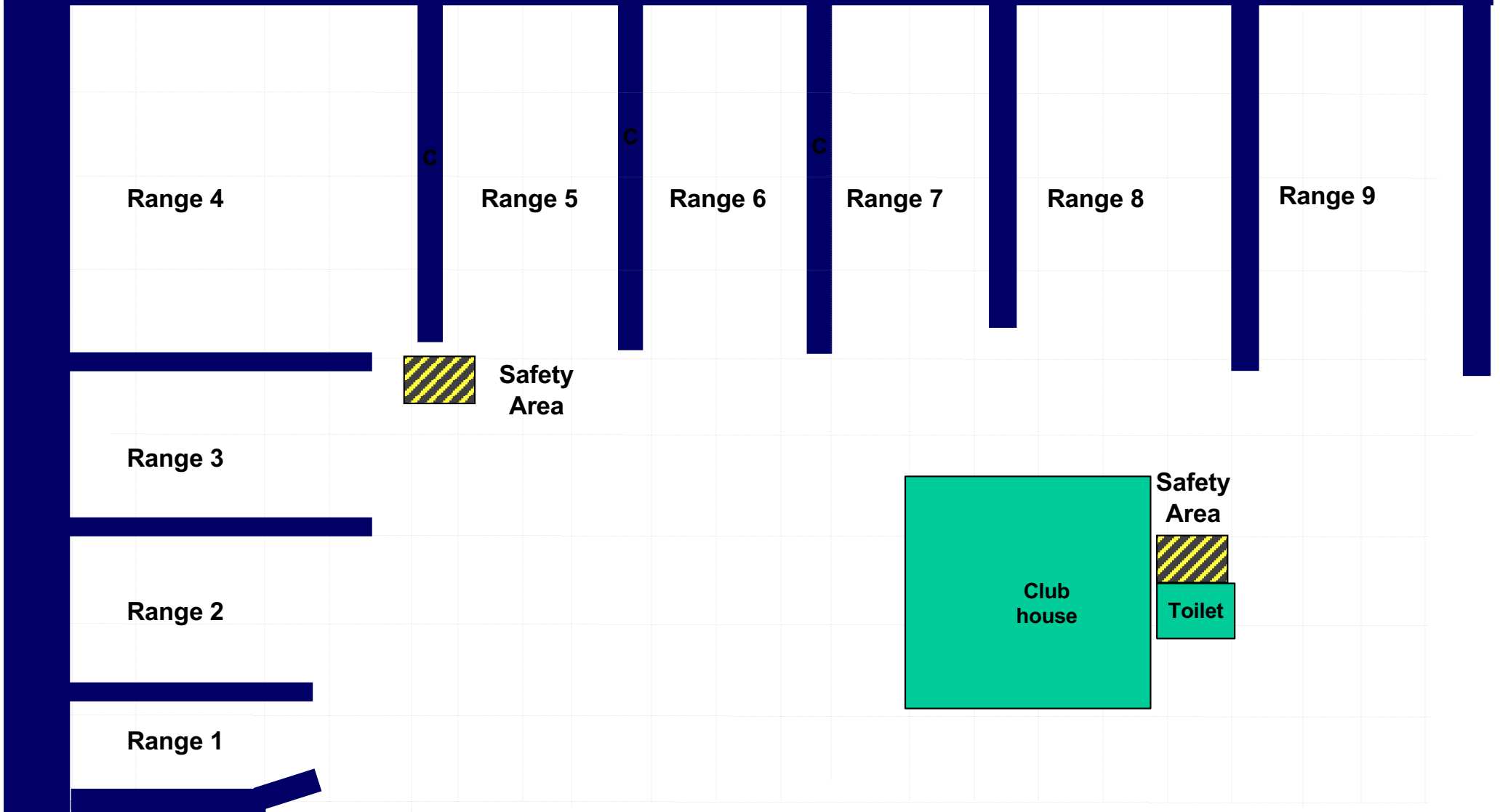
MATCH DIRECTOR: JACQUES ALBERT

RANGE MASTER: MARTIN VAN ZYL

STATS: MADELEINE ENGELBRECHT

ARBITRATORS: Will be appointed on the day


TEKS Shooting Range Layout










- T=IPSC target
- MT=IPSC mini target
- PL= IPSC plate
- P=IPSC popper
- MP=IPSC mini popper
- M=Mover
- Number on paper targets =placement of target or mover

Gate

Parking Area
(OUTSIDE RANGE AREA)



RANGE OFFICER BRIEFING

						
20	9	0	Yes	0	0	2

Stage 1

Distance 2-12m

Ready Condition:


PCC: Option 1

Time starts: Audible Signal

Start position: Standing relaxed heels touching xx facing downrange as demonstrated.

Procedure: On signal engage targets while remaining in the demarcated area.

Range 3



RANGE OFFICER BRIEFING

Stage 2

Distance 9-15M

Ready condition:


PCC: Option 1

Time starts: Audible Signal

Start position: Standing relaxed heels touching XX facing downrange as demonstrated.

Procedure: On signal engage targets while remaining in the demarcated area.

12	4	0	Yes	0	0	4



RANGE OFFICER BRIEFING

32	15	0	Yes	0	0	2

Stage 3

Ready condition: Distance. 3-15M


PCC: Option 1

Time starts: Audible Signal

Start position: Standing relaxed one foot touching X facing down range as demonstrated.

Procedure: On signal engage targets while remaining in the demarcated area.

Range 6



Stage 4 Distance 2-15

Ready condition HG unloaded no mag inserted

Ready condition PCC: Option 3








Time starts: Audible Signal

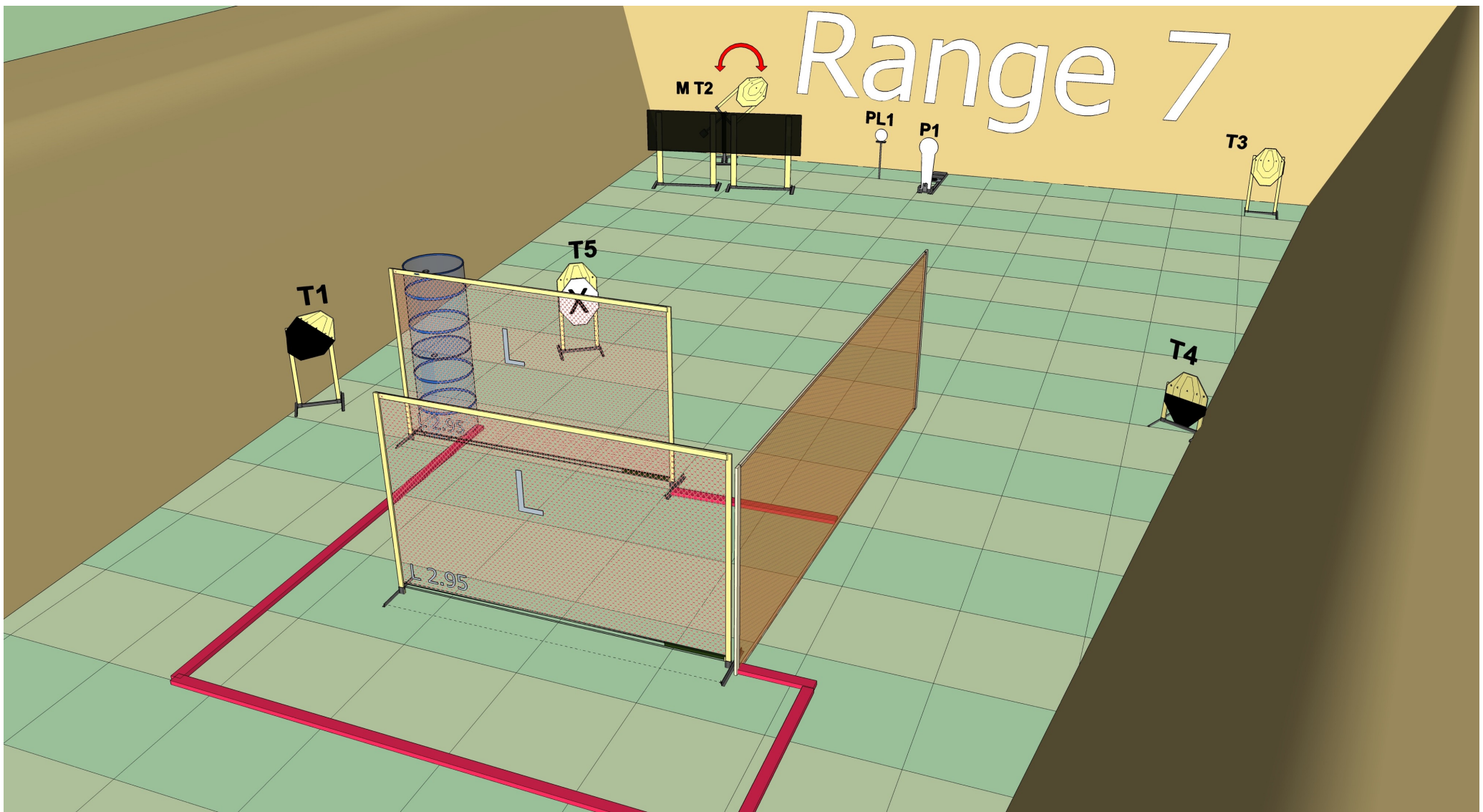
Start position: : Toes touching xx

Procedure: : On signal engage targets while remaining in the demarcated area

P1 will activate MT2 that will remine visible. MT3 will be activated by pulling the rope it will remine visible

RANGE OFFICER BRIEFING

						
12	5	0	Yes	1	0	1



RANGE OFFICER BRIEFING

12	5	0	Yes	1	0	1

Stage 5

Distance 3-12


Ready condition

PCC: Option 1








Time starts: Audible Signal

Start position: : Standing relaxed anywhere in the demarcated area facing downrange as demonstrated.

Procedure: : On signal engage targets while remaining in the demarcated area P1 will activate M T2 it will remain visible.



RANGE OFFICER BRIEFING

						
22	10	0	Yes	0	0	2

Stage 8

Distance 3-15

Ready condition:

PCC: Option 1

Time starts: Audible Signal.

Start position: Standing relaxed heels touching XX facing downrange as demonstrated .

Procedure: On signal engage targets while remaining in the demarcated area.