

NKP & TEKS CLUB SHOOT 1

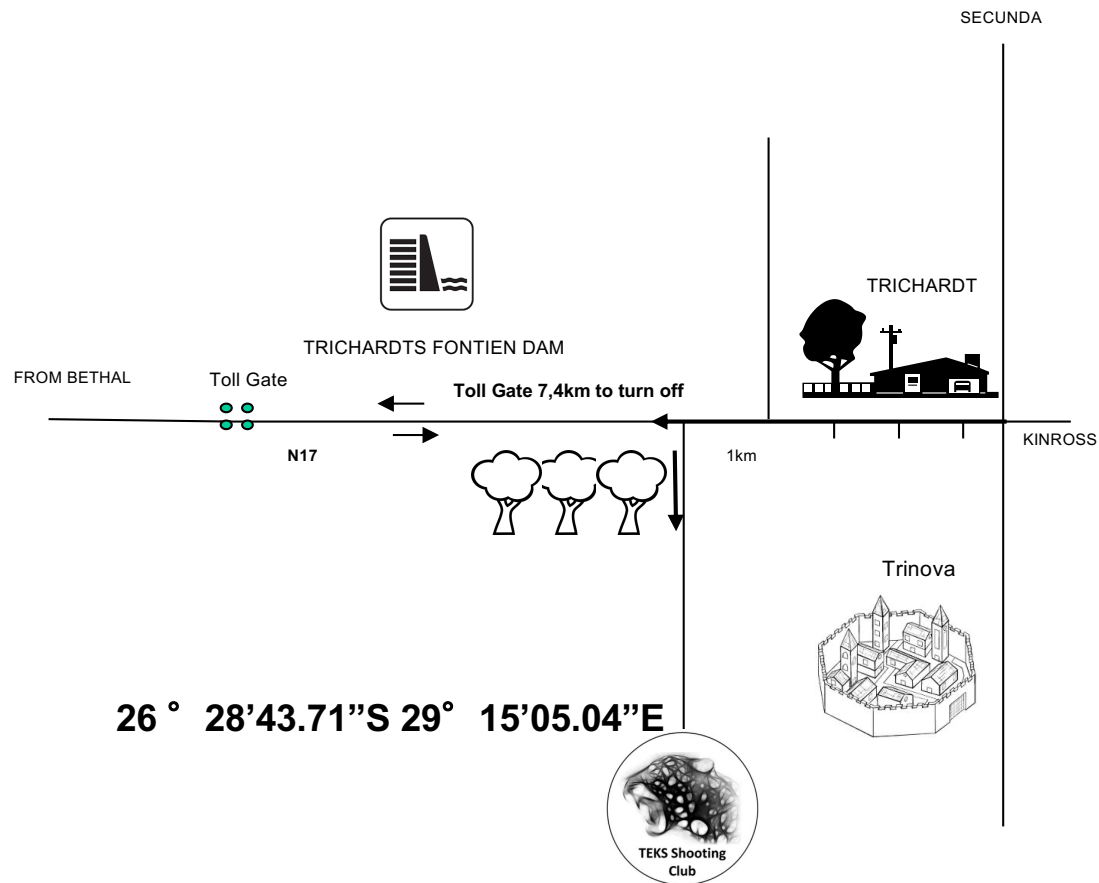
31 JAN 2026 – 01 FEB 2026

TEKS

Shooting Club

TEKS Shooting Club
TRICHARDT

TEKS SHOOTING CLUB



STAGES

Stage	Range		Rounds		
3	2		20		
4	3		12		
5	4		33		
6	5		12		
9	8		24		
			101		

RULES

- The competition will be run according to the current IPSC rules.
- The wearing of eye and ear protection will be required during all stages of the match for participants and spectators
- Additional non shoots or barricades may be added to stages to enhance safety of all competitors and spectators
- Registration takes place from 08:30 to 08:45
- The RO briefing starts at 08:30
- The shooting competition commences 09:00

MATCH DIRECTOR: JACQUES ALBERTS

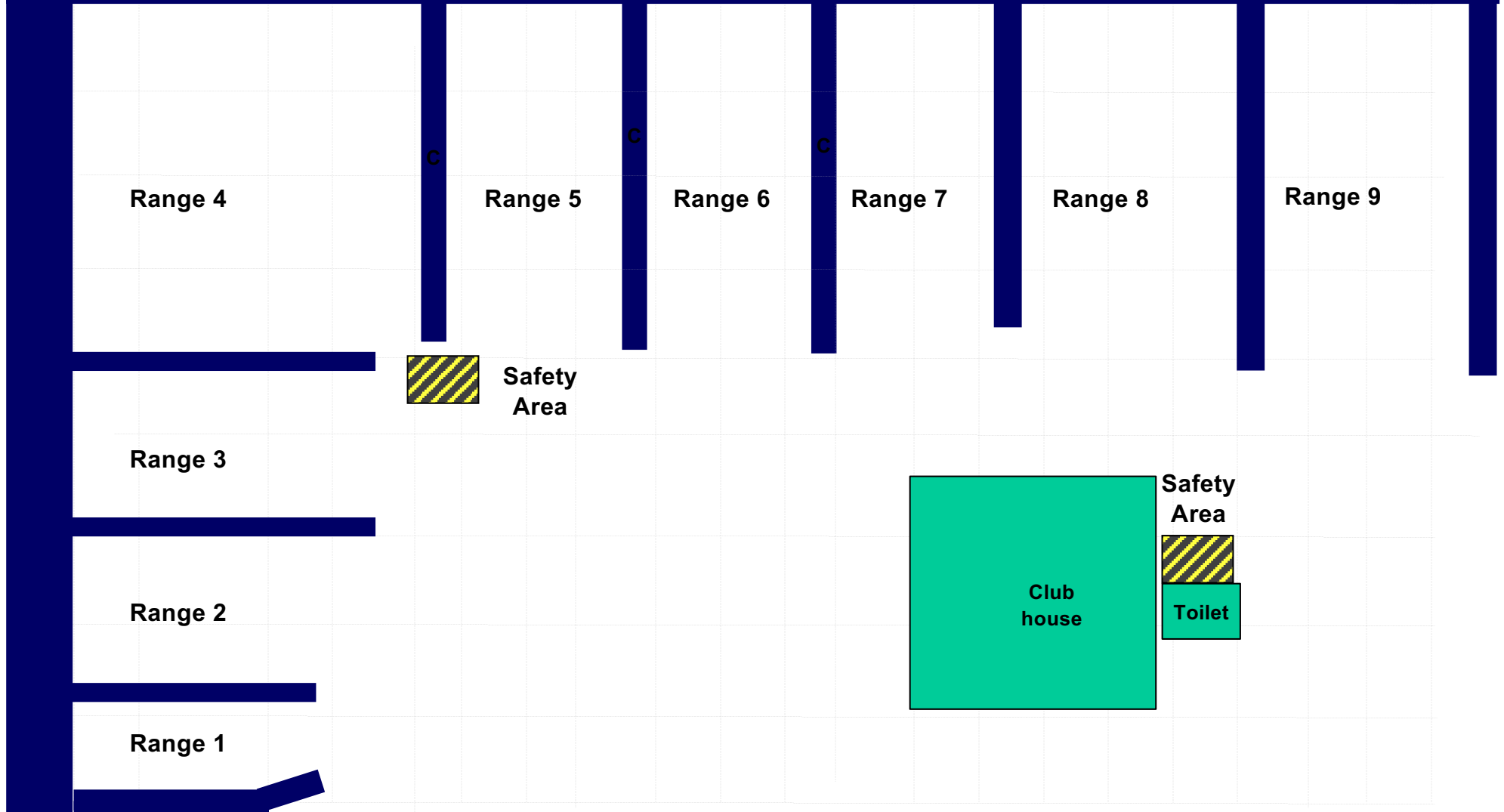
RANGE MASTER: CHRISSIE WESSELS

CRO: MARTIN VAN ZYL

STATS: MADELEINE ENGELBRECHT

ARBITRATORS: Will be appointed on the day

TEKS Shooting Range Layout




Unloading
Station

Safety
Area








T=IPSC target
MT=IPSC mini target
PL= IPSC plate
P=IPSC popper
MP=IPSC mini popper
M=Mover
Number on paper targets =placement of target or mover

Gate

Parking Area
(OUTSIDE RANGE AREA)



RANGE OFFICER BRIEFING

						
20	8	0	Yes	0	2	2

Stage 3


Ready condition:

PCC: Option 1

Time starts: Audible Signal

Start position: Standing relaxed heels touching facing downrange.

Procedure: On signal engage targets while remaining in the demarcated area. P2 will activate M4 that will remain visible.



RANGE OFFICER BRIEFING

12	3	0	Yes	2	4	0

Stage 4

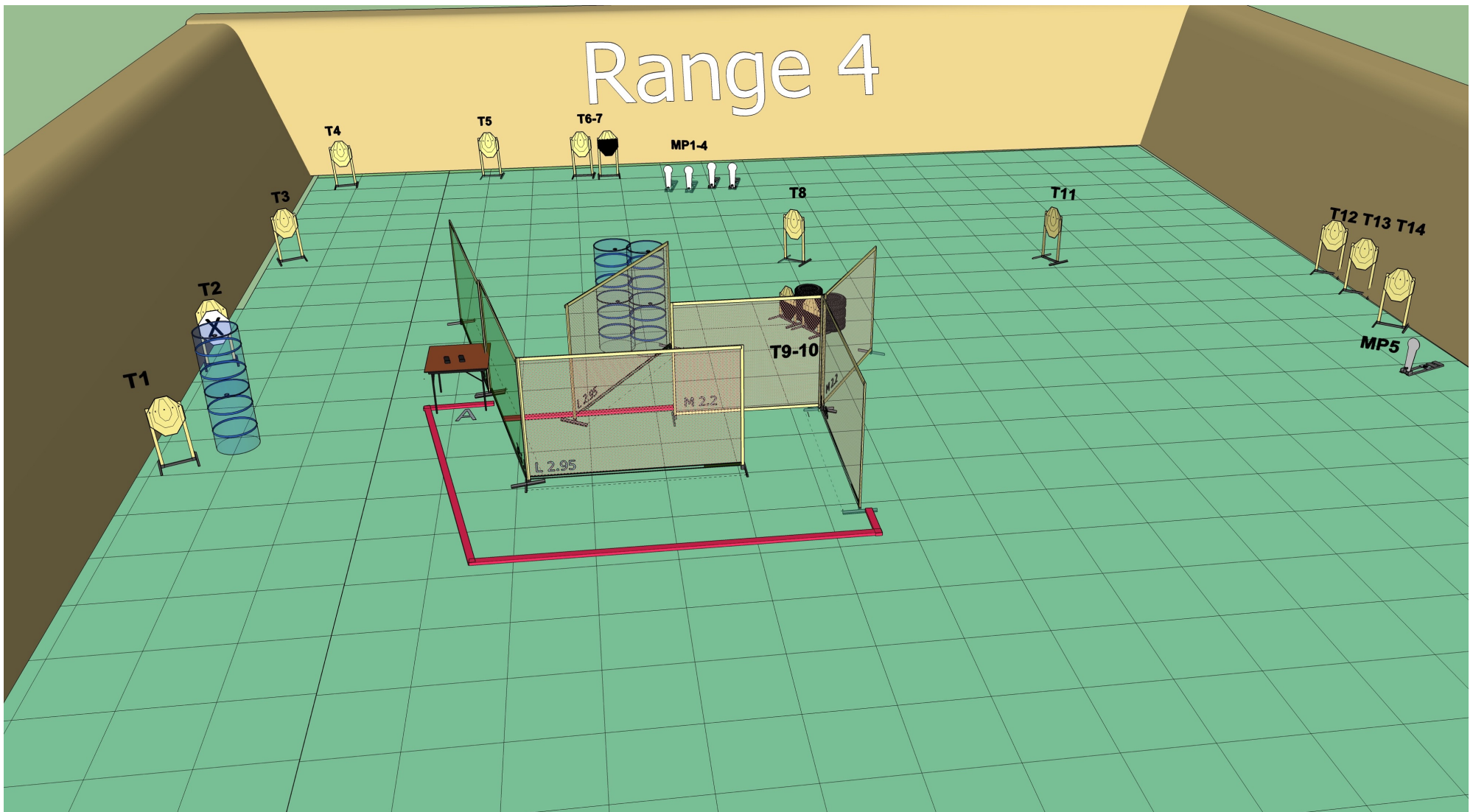
Ready condition:

PCC: Option 2

Time starts: Audible Signal

Start position: Standing relaxed anywhere in the demarcated area facing down range as demonstrated.

Procedure: On signal engage targets while remaining in the demarcated area.



RANGE OFFICER BRIEFING

33	14	0	Yes	0	5	0

Stage 5

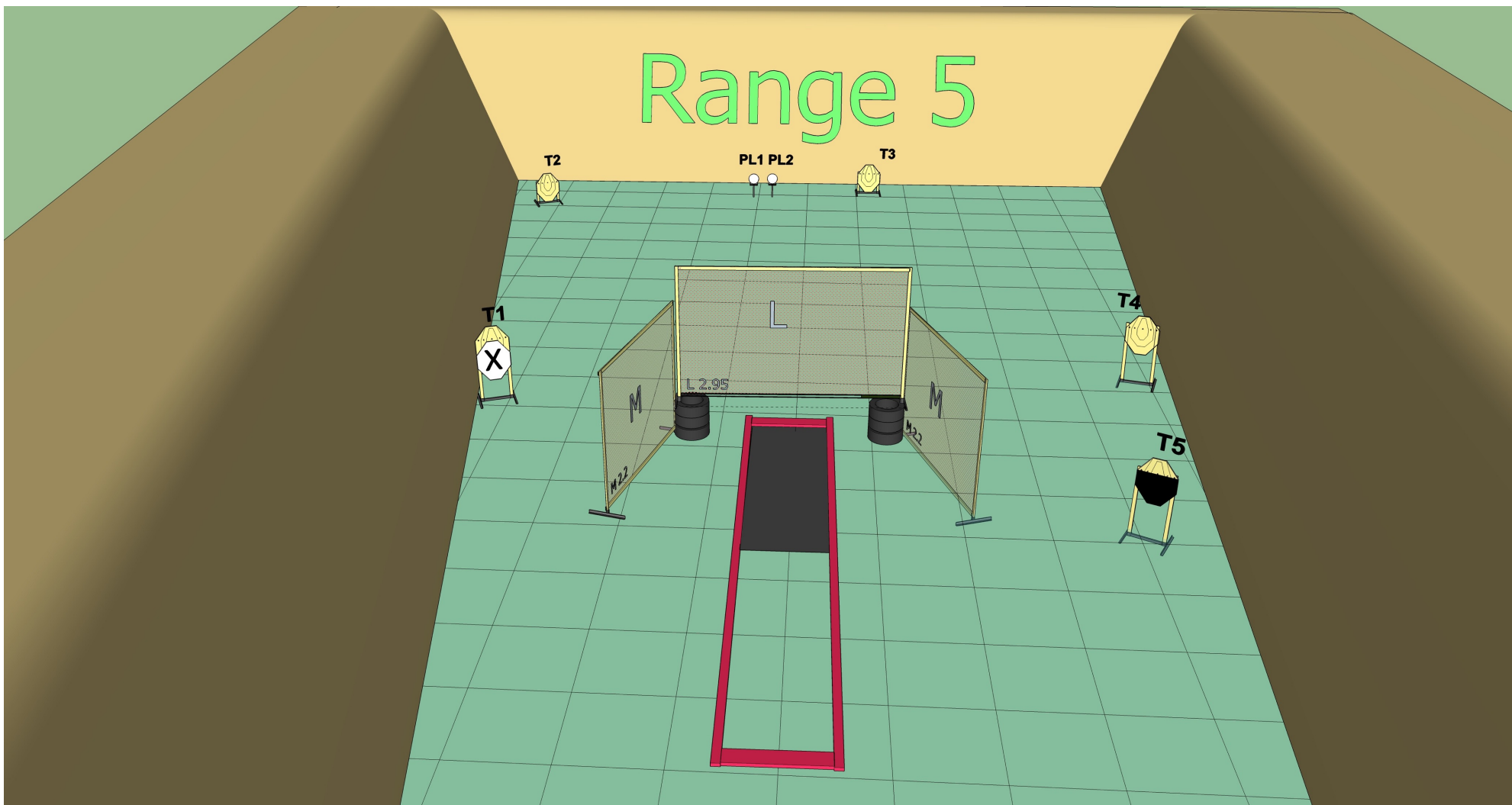
Ready condition: HG unloaded chamber and magwell empty placed on the table with all mags

PCC: Option 3 bolt closed placed on the table with all mags








Time starts: Audible Signal

Start position: Standing at A facing downrange as demonstrated.

Procedure: On signal engage targets while remaining in the demarcated area.



RANGE OFFICER BRIEFING

						
12	5	0	Yes	2	0	0

Stage 6

Ready condition :

PCC: Option 1

Time starts: Audible Signal

Start position: Standing relaxed anywhere in the demarcated area facing down range as demonstrated.

Procedure: On signal engage all targets while remaining in the demarcated area.

