

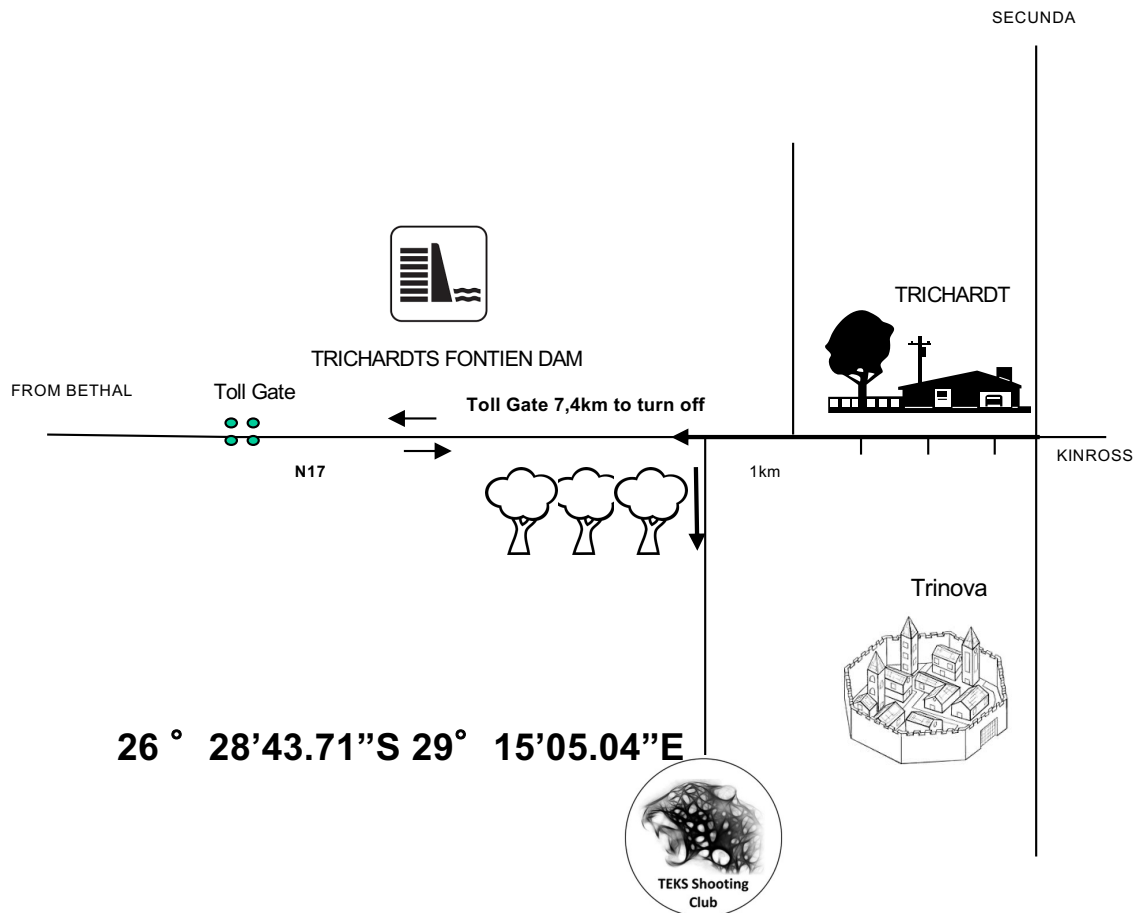
TEKS

Shooting Club

TEKS CLUB SHOOT 8

04 – 05 OCTOBER 2025

TEKS SHOOTING CLUB



STAGES

Stage	Range	Rounds		
1	1	12		
2	3	24		
3	3	12		
4	4	34		
5	5	8		
7	7	12		
		102		

RULES

- The competition will be run according to the current IPSC rules.
- The wearing of eye and ear protection will be required during all stages of the match for participants and spectators
- Competitors may enter more than one discipline or division but not on the same day..
- Only the first score will be used for log
- Additional non shoots or barricades may be added to stages to enhance safety of all competitors and spectators
- Registration takes place from 08:00 to 08:45
- The RO briefing starts at 08:00
- The shooting competition commences 09:00

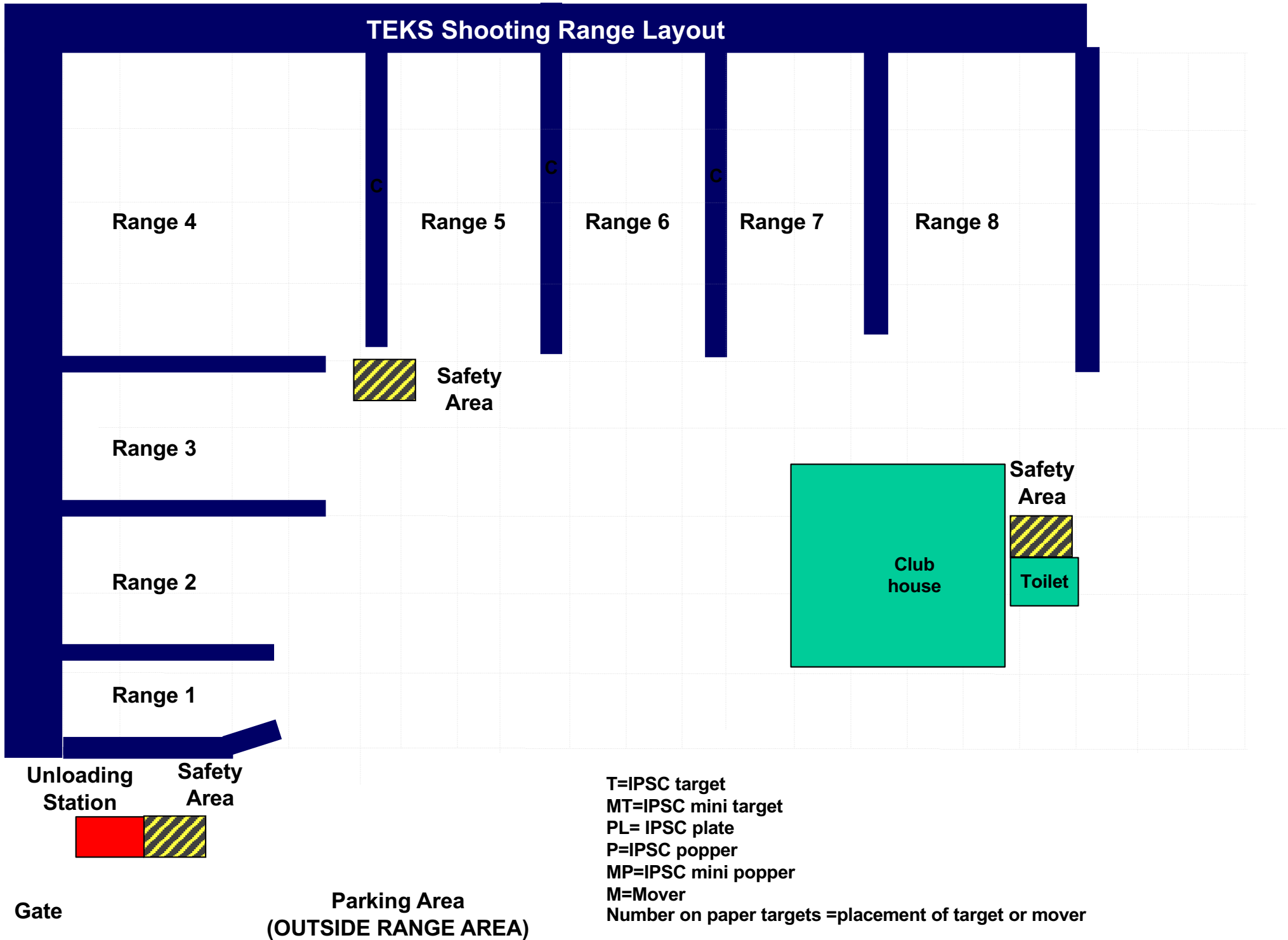
MATCH DIRECTOR: ABRIE PRELLER

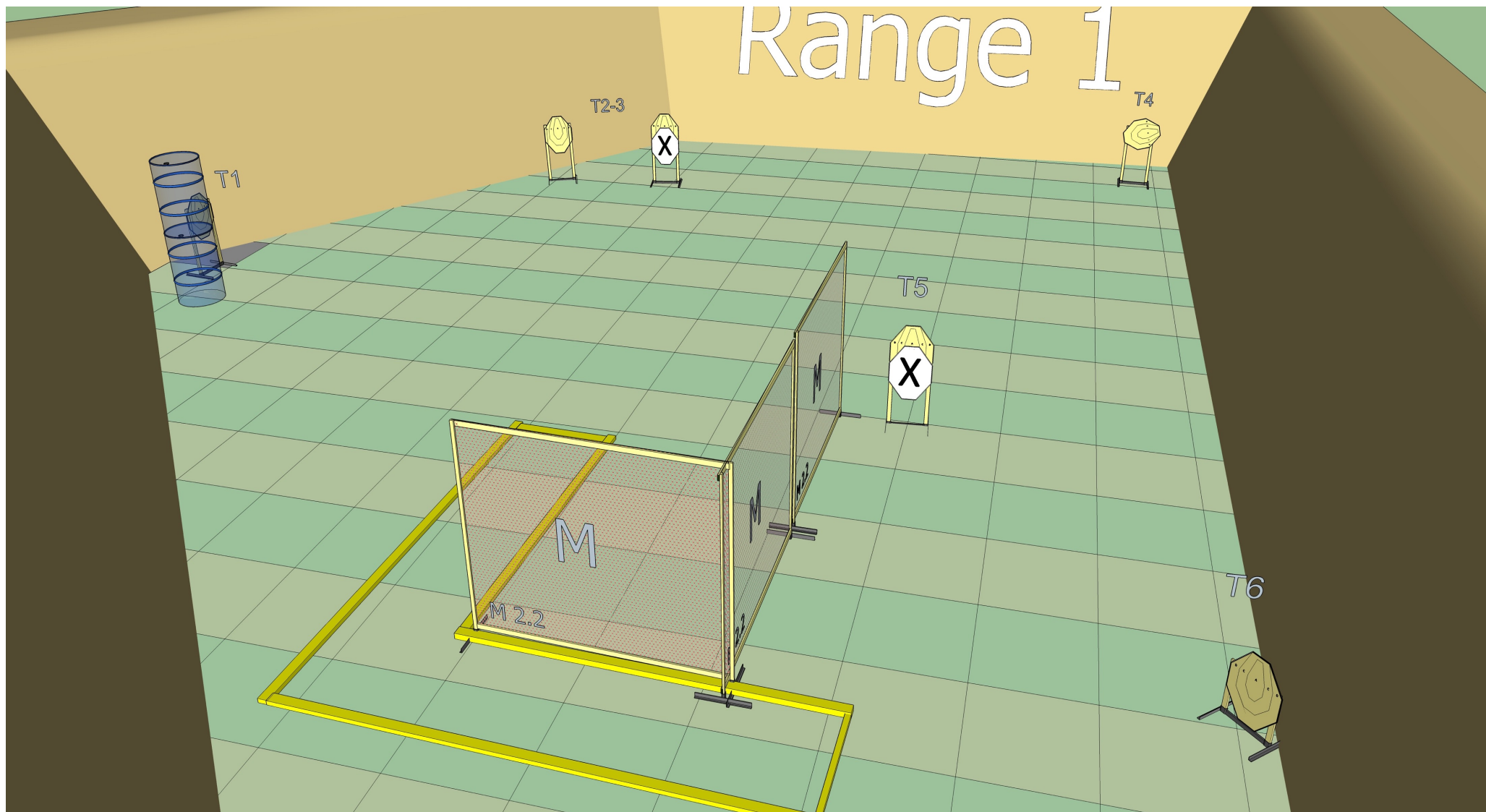
ARBITRATORS: Will be appointed on the day

RANGE MASTER: MARTIN VAN ZYL

STATS OFFICER: MADELEINE ENGELBRECHT

TEKS Shooting Range Layout





RANGE OFFICER BRIEFING

12	6	0	Yes	0	0	0

Stage 1 Range 1

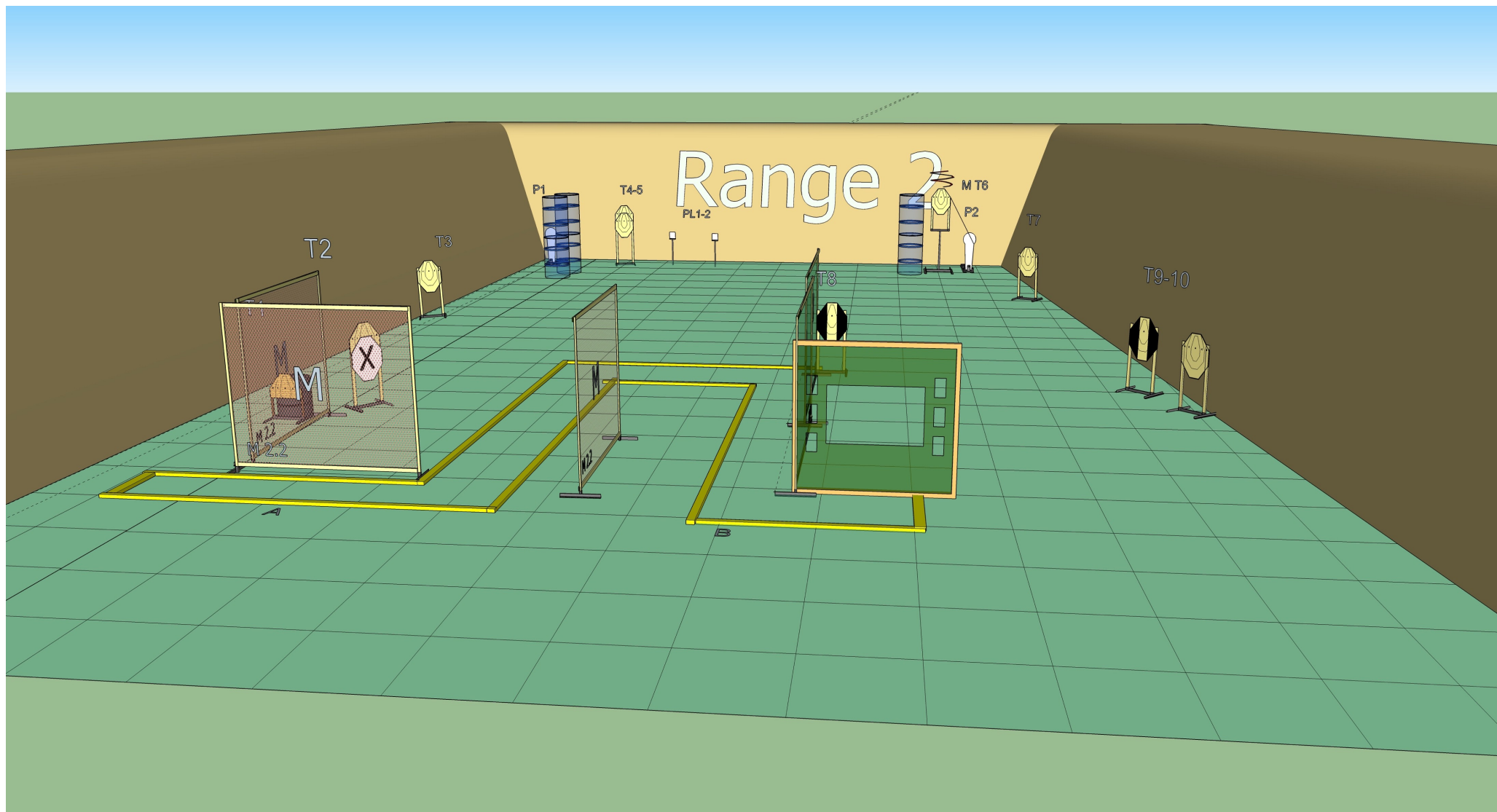
Ready condition:

PCC: Option 1

Time starts: Audible Signal

Start position: Standing relaxed in the demarcated area facing downrange.

Procedure: On signal engage targets while remaining in the demarcated area.



RANGE OFFICER BRIEFING

24	10	0	Yes	2	0	2

Stage 2 Range 2:


Ready condition:

PCC: Option 1

Time starts: Audible Signal.

Start position: Standing heels touching A or B facing downrange.

Procedure: On signal engage targets while remaining in the demarcated area.
P2 will activate mover MT6 it will disappear.



RANGE OFFICER BRIEFING

12	5	0	Yes	0	2	0

Stage 3 Range 3:


Ready condition: unloaded

PCC: Option 3

Time starts: Audible Signal

Start position: Standing relaxed facing downrange as demonstrated.

Procedure: On signal engage targets while remaining in the demarcated area.



RANGE OFFICER BRIEFING

34	17	0	Yes	0	0	0

Stage 4 Range 4


Ready condition:

PCC: Option 1

Time starts: Audible Signal.

Start position: Heels touching X facing downrange.

Procedure: On signal engage targets while remaining in the demarcated area.



RANGE OFFICER BRIEFING

8	0	3	No	0	0	2

Stage 5 Range 5

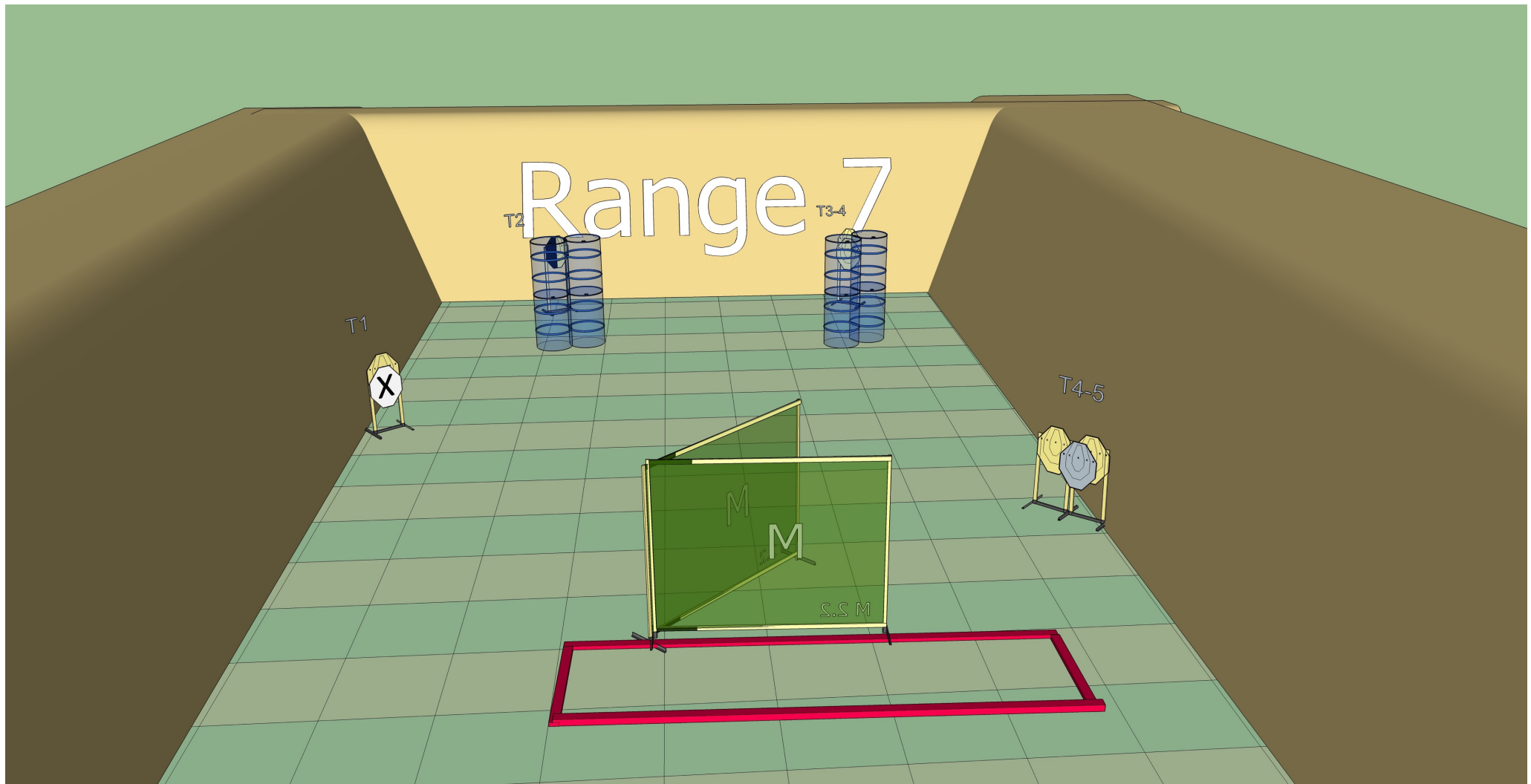
Ready condition HG: Unloaded

PCC: Option 3

Time starts: Audible Signal

Start position: Standing facing downrange.

Procedure: On signal engage targets standing unsupported remaining in the demarcated area.



RANGE OFFICER BRIEFING

12	6	0	Yes	0	0	0

Stage 7 Range 7

Ready condition HG

PCC: Option 1

Time starts: Audible Signal

Start position: Standing relaxed facing downrange.

Procedure: On signal engage all targets while remaining in the demarcated area.