

TEKS
SHOOTING CLUB

CLUB SHOOT WS

6-7 September 2025

Rules & Information

STAGES

Stage	Range	Rounds
1	1	12
2	2	24
3	3	11
4	4	31
5	5	24
6	6	12
7	7	21
8	8	32
9	12	32
10	18	23
Total	6	222

Abbreviations

IT = IPSC target
IMT = IPSC mini target
PL= IPSC plate
IP = IPSC popper
IMP = IPSC mini popper
NS = No-Shoot

RULES

- The competition will be run according to the current IPSC rules.
- The wearing of eye and ear protection are mandatory on the range.
- Registration takes place from 08:30 to 08:50
- The RO briefing starts at 08:30
- The shooting competition commences 09:00

Match Officials

MATCH DIRECTOR: Abrie Preller

ARBITRATORS: Will be appointed on the day

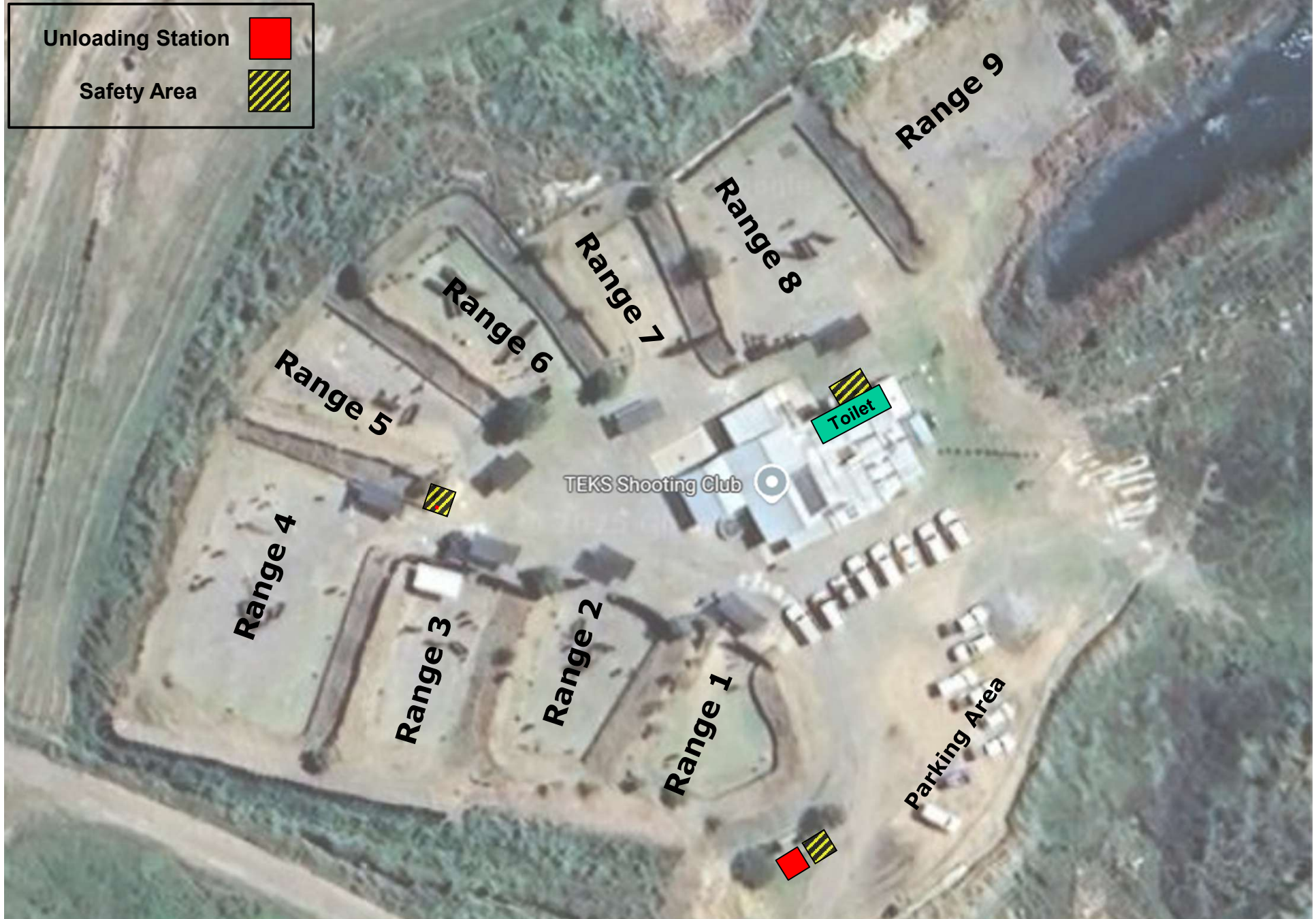
Range Master: Martin van Zyl

LOCATION

DD: -26.4764205, 29.251687
DMS: 26° 28'35"S 29° 15'06"E

[Google Maps Link](#)

TEKS Shooting Range Layout





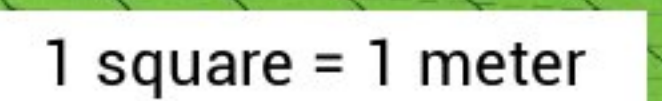
Feet touching mark

At start signal, engage targets.

Course Type Short

Time	Start	Audible
------	-------	---------

Targets	6 IPSC targets 1 No-shoot
----------------	------------------------------



<Put any build instructions here for the build crew>




Stage 2 Range 2

by Abrie Preller

Start Position:
Standing as demonstrated.

Procedure:
At start signal, engage all targets. IMP1 activates moving targets MT1. All moving targets will be visible at rest.

Scoring Best 2 hits on paper.
Course Type Medium
Rounds 24 (120 points)
Time Start Audible
Targets 11 IPSC targets
1 IPSC mini popper
IPSC plate



Setup Notes:



Stage 3 Range 3

by Jannie Adams

Start Position:
Heels touching mark

Procedure:
At start signal engage targets. IMP1 activates moving target MT1 which will remain visable at rest

Scoring Best 2 hits on paper.


Course Type Medium

Rounds 11 (60 points)

Time Start Audible

Ready Cond Chamber and magwell emty. Lyin flat on mark on tabl

Targets 5 IPSC targets, 1 steel



Setup Notes:
<Put any build instructions here for the build crew>




Stage 4 Range 4

by Jacques Alberts

Start Position:
Heels touching mark

Procedure:
On audible start signal engage targets.

Scoring Best 2 hits on paper.
Course Type Long
Rounds 31 (155 points)
Time Start Audible
Targets 15 IPSC targets
IPSC plate
3 No-shoots



Setup Notes:
<Put any build instructions here for the build crew>



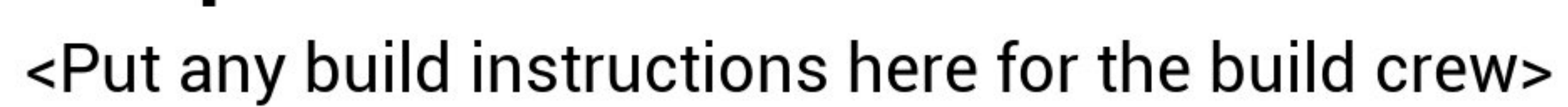
One foot touching mark

On audible signal, engage targets.

Course Type Medium

Time	Start	Audible
0:00	0:00	0:00
0:01	0:01	0:01
0:02	0:02	0:02
0:03	0:03	0:03
0:04	0:04	0:04
0:05	0:05	0:05
0:06	0:06	0:06
0:07	0:07	0:07
0:08	0:08	0:08
0:09	0:09	0:09
0:10	0:10	0:10
0:11	0:11	0:11
0:12	0:12	0:12
0:13	0:13	0:13
0:14	0:14	0:14
0:15	0:15	0:15
0:16	0:16	0:16
0:17	0:17	0:17
0:18	0:18	0:18
0:19	0:19	0:19
0:20	0:20	0:20
0:21	0:21	0:21
0:22	0:22	0:22
0:23	0:23	0:23
0:24	0:24	0:24
0:25	0:25	0:25
0:26	0:26	0:26
0:27	0:27	0:27
0:28	0:28	0:28
0:29	0:29	0:29
0:30	0:30	0:30
0:31	0:31	0:31
0:32	0:32	0:32
0:33	0:33	0:33
0:34	0:34	0:34
0:35	0:35	0:35
0:36	0:36	0:36
0:37	0:37	0:37
0:38	0:38	0:38
0:39	0:39	0:39
0:40	0:40	0:40
0:41	0:41	0:41
0:42	0:42	0:42
0:43	0:43	0:43
0:44	0:44	0:44
0:45	0:45	0:45
0:46	0:46	0:46
0:47	0:47	0:47
0:48	0:48	0:48
0:49	0:49	0:49
0:50	0:50	0:50
0:51	0:51	0:51
0:52	0:52	0:52
0:53	0:53	0:53
0:54	0:54	0:54
0:55	0:55	0:55
0:56	0:56	0:56
0:57	0:57	0:57
0:58	0:58	0:58
0:59	0:59	0:59
1:00	1:00	1:00
1:01	1:01	1:01
1:02	1:02	1:02
1:03	1:03	1:03
1:04	1:04	1:04
1:05	1:05	1:05
1:06	1:06	1:06
1:07	1:07	1:07
1:08	1:08	1:08
1:09	1:09	1:09
1:10	1:10	1:10
1:11	1:11	1:11
1:12	1:12	1:12
1:13	1:13	1:13
1:14	1:14	1:14
1:15	1:15	1:15
1:16	1:16	1:16
1:17	1:17	1:17
1:18	1:18	1:18
1:19	1:19	1:19
1:20	1:20	1:20
1:21	1:21	1:21
1:22	1:22	1:22
1:23	1:23	1:23
1:24	1:24	1:24
1:25	1:25	1:25
1:26	1:26	1:26
1:27	1:27	1:27
1:28	1:28	1:28
1:29	1:29	1:29
1:30	1:30	1:30
1:31	1:31	1:31
1:32	1:32	1:32
1:33	1:33	1:33
1:34	1:34	1:34
1:35	1:35	1:35
1:36	1:36	1:36
1:37	1:37	1:37
1:38	1:38	1:38
1:39	1:39	1:39
1:40	1:40	1:40
1:41	1:41	1:41
1:42	1:42	1:42
1:43	1:43	1:43
1:44	1:44	1:44
1:45	1:45	1:45
1:46	1:46	1:46
1:47	1:47	1:47
1:48	1:48	1:48
1:49	1:4	

Targets	12 IPSC targets
----------------	-----------------





Stage 6 Range 6

by Hilfred

Start Position:

Standing as demonstrated

Handgun Ready Condition:

Loaded laying flar in either box. All magazines laying flat in either box

Procedure:

On audible signal, engage targets.

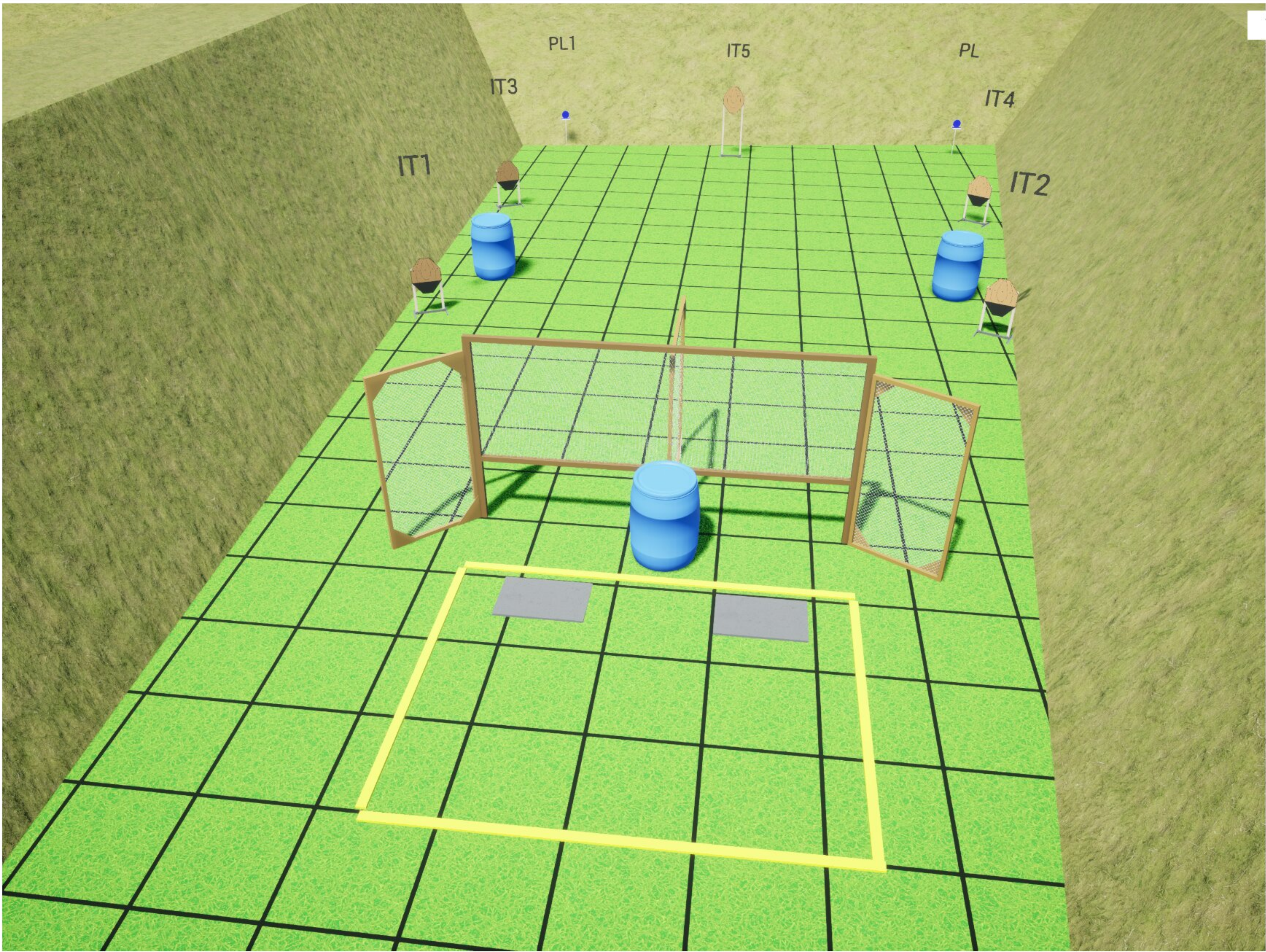
Scoring Best 1 hits on paper.

Course Type Short

Rounds 12 (60 points)

Time Start Audible

Targets 5 IPSC targets
2 IPSC plates



Setup Notes:



Stage 7 Range 7

by Hilfred

Start Position:

Heels touching mark.

Handgun Ready Condition:

Loaded laying flat on table. All magazines laying flat on table.

Procedure:

On audible signal, engage targets WEAK HAND ONLY.


Scoring Best 2 hits on paper.

Course Type Short

Rounds 12 (60 points)

Time Start Audible

Targets 5 IPSC targets
2 IPSC plates



Setup Notes:



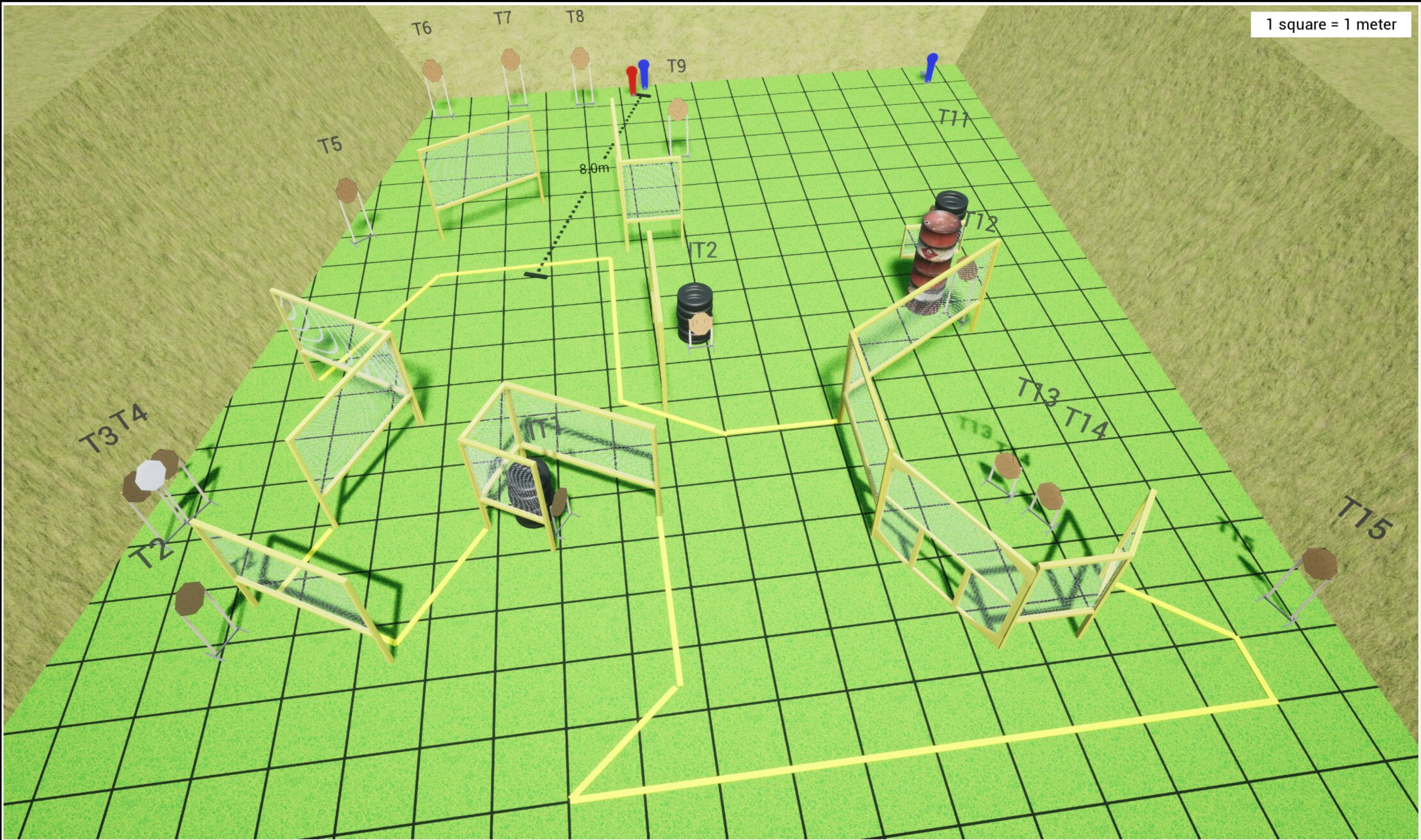
Stage 8 Range 8

by Jacques Alberts

Start Position:
Standing as demonstrated

Procedure:
On audible start signal engage targets.

Scoring Best 2 hits on paper.
Course Type Long
Rounds 32 (160 points)
Time Start Audible
Targets 15 IPSC targets, 2 steel



Setup Notes:
<Put any build instructions here for the build crew>



Stage 9 Range 12

by Abrie Preller

Start Position:
Heels touching mark.

Procedure:
At start signal engage targets.


Scoring Best 2 hits on paper.

Course Type Long

Rounds 32 (160 points)

Time Start Audible

Targets 15 IPSC targets
1 IPSC mini popper
IPSC plate
2 No-shoots



Setup Notes:
<Put any build instructions here for the build crew>




Range18 Stage10

by Abrie Preller

Start Position:
Standing as Demonstrated.

Procedure:
On start signal, engage all targets. IP1 activates moving target MT1 which will be visible at rest.

Scoring Best 2 hits on paper.
Course Type Medium
Rounds 23 (115 points)
Time Start Audible
Targets 11 IPSC targets
1 IPSC popper



Setup Notes:
<Put any build instructions here for the build crew>