

TEKS
SHOOTING CLUB

CLUB SHOOT 07

6-7 September 2025

Rules & Information

STAGES

Stage	Range	Rounds
1	1	12
2	2	24
3	4	11
4	5	31
5	7	24
6	6	12
Total	6	114

Abbreviations

IT = IPSC target
IMT = IPSC mini target
PL = IPSC plate
IP = IPSC popper
IMP = IPSC mini popper
NS = No-Shoot

RULES

- The competition will be run according to the current IPSC rules.
- The wearing of eye and ear protection are mandatory on the range.
- Registration takes place from 08:30 to 08:50
- The RO briefing starts at 08:30
- The shooting competition commences 09:00

Match Officials

MATCH DIRECTOR: Abrie Preller

ARBITRATORS: Will be appointed on the day

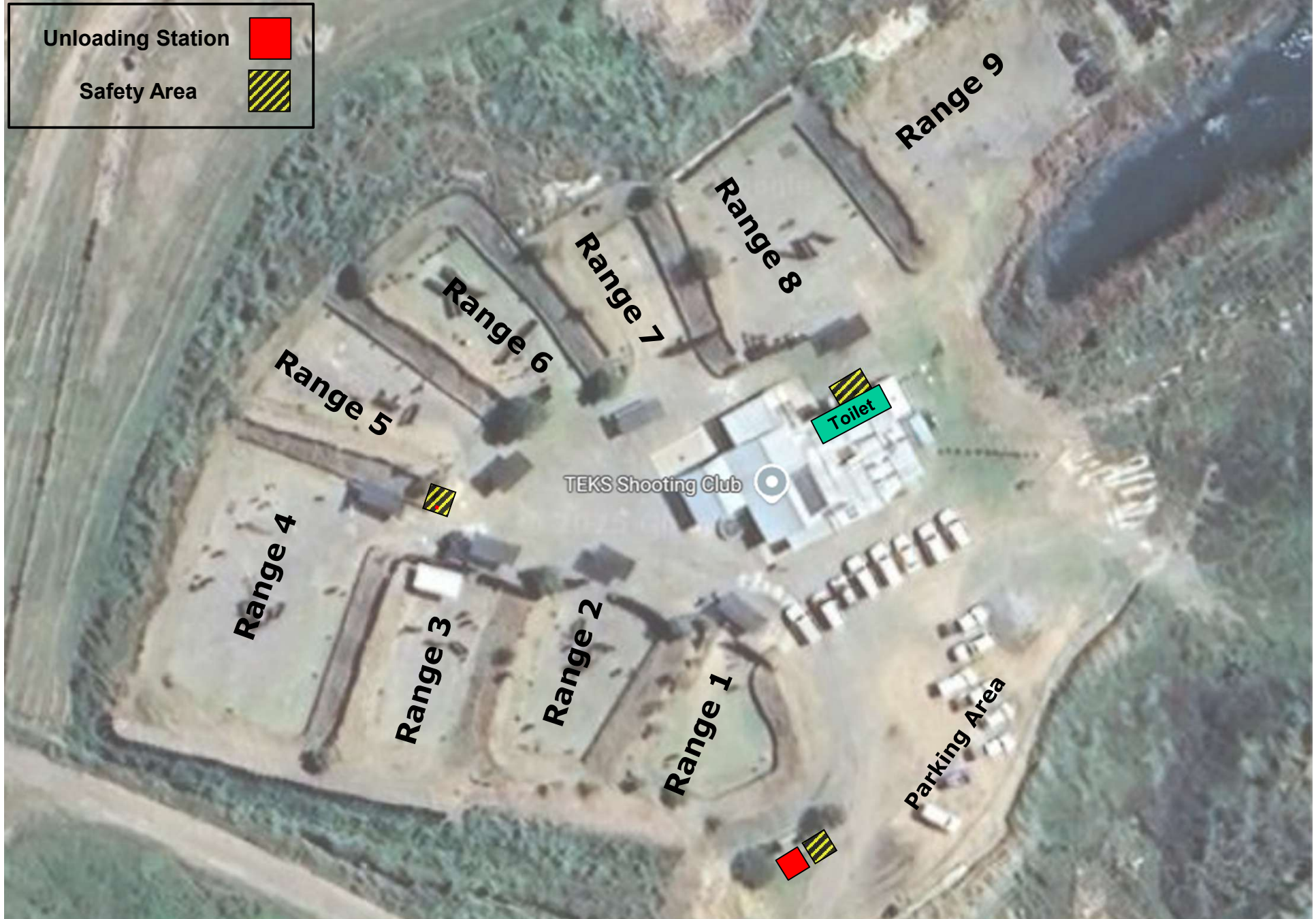
Range Master: Martin van Zyl

LOCATION

DD: -26.4764205, 29.251687
DMS: 26° 28'35"S 29° 15'06"E

[Google Maps Link](#)

TEKS Shooting Range Layout





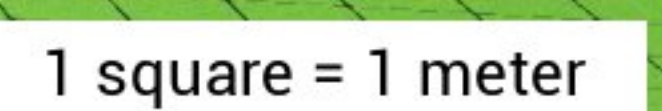
Feet touching mark

At start signal, engage targets.

Course Type Short

Time	Start	Audible
------	-------	---------

Targets	6 IPSC targets 1 No-shoot
----------------	------------------------------



<Put any build instructions here for the build crew>




Stage 2 Range 2

by Abrie Preller

Start Position:
Standing as demonstrated.

Procedure:
At start signal, engage all targets. IMP1 activates moving targets MT1. All moving targets will be visible at rest.

Scoring Best 2 hits on paper.
Course Type Medium
Rounds 24 (120 points)
Time Start Audible
Targets 11 IPSC targets
1 IPSC mini popper
IPSC plate



Setup Notes:



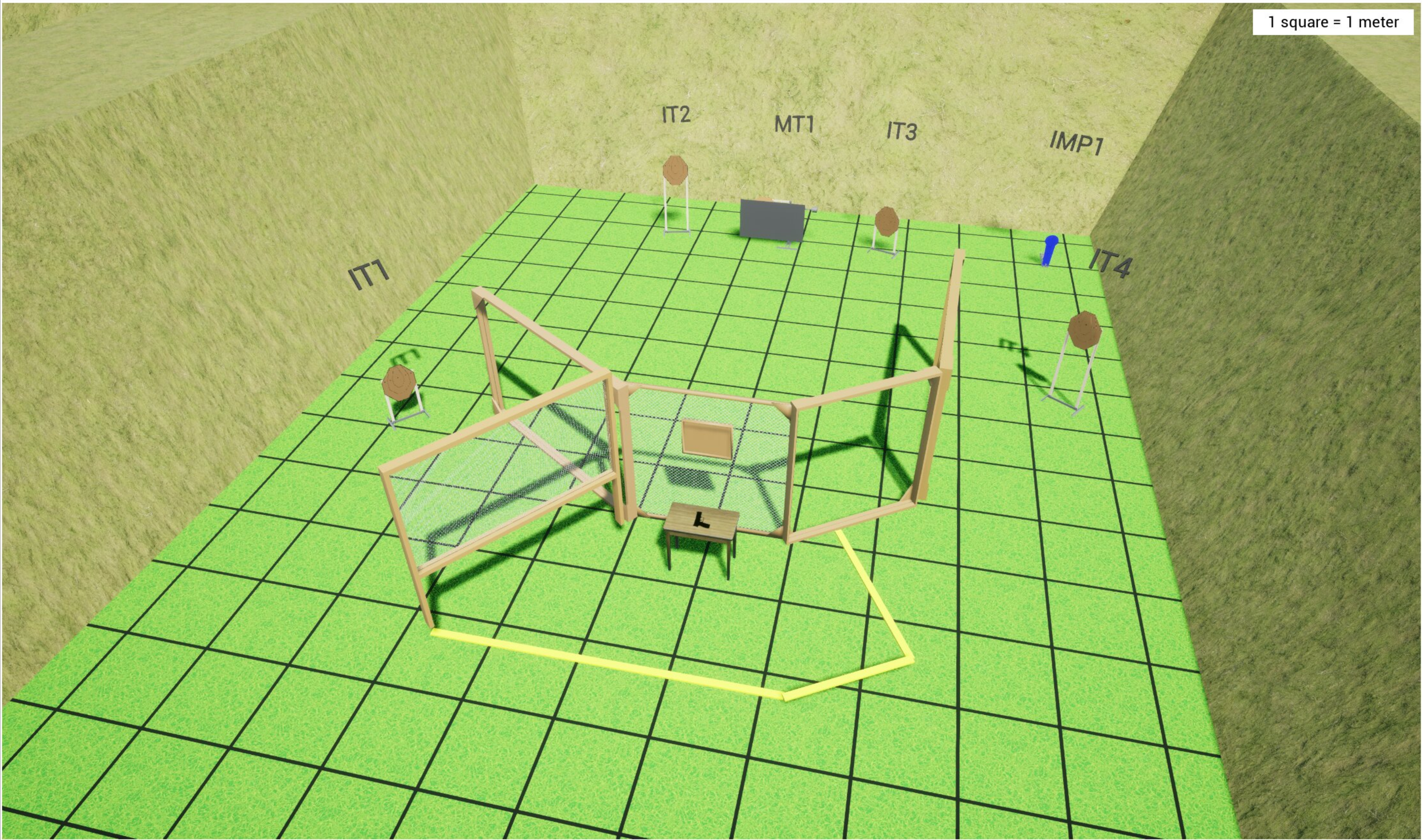
Stage 3 Range 3

by Jannie Adams

Start Position:
Heels touching mark

Procedure:
At start signal engage targets. IMP1 activates moving target MT1 which will remain visible at rest

Scoring Best 2 hits on paper.
Course Type Medium
Rounds 11 (60 points)
Time Start Audible
Ready Cond Chamber and magwell emty. Lyin flat on mark on tabl
Targets 5 IPSC targets, 1 steel



Setup Notes:
<Put any build instructions here for the build crew>




Stage 4 Range 4

by Jacques Alberts

Start Position:
Heels touching mark

Procedure:
On audible start signal engage targets.

Scoring Best 2 hits on paper.
Course Type Long
Rounds 31 (155 points)
Time Start Audible
Targets 15 IPSC targets
IPSC plate
3 No-shoots



Setup Notes:
<Put any build instructions here for the build crew>



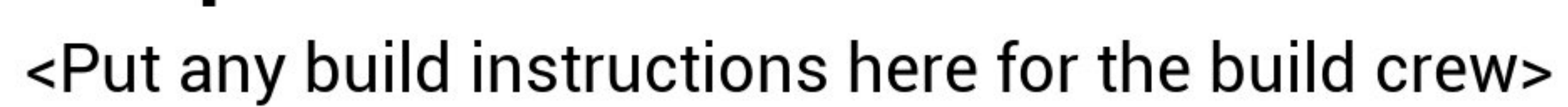
One foot touching mark

On audible signal, engage targets.

Course Type Medium

Time	Start	Audible
00:00	00:00	00:00
00:01	00:01	00:01
00:02	00:02	00:02
00:03	00:03	00:03
00:04	00:04	00:04
00:05	00:05	00:05
00:06	00:06	00:06
00:07	00:07	00:07
00:08	00:08	00:08
00:09	00:09	00:09
00:10	00:10	00:10
00:11	00:11	00:11
00:12	00:12	00:12
00:13	00:13	00:13
00:14	00:14	00:14
00:15	00:15	00:15
00:16	00:16	00:16
00:17	00:17	00:17
00:18	00:18	00:18
00:19	00:19	00:19
00:20	00:20	00:20
00:21	00:21	00:21
00:22	00:22	00:22
00:23	00:23	00:23
00:24	00:24	00:24
00:25	00:25	00:25
00:26	00:26	00:26
00:27	00:27	00:27
00:28	00:28	00:28
00:29	00:29	00:29
00:30	00:30	00:30
00:31	00:31	00:31
00:32	00:32	00:32
00:33	00:33	00:33
00:34	00:34	00:34
00:35	00:35	00:35
00:36	00:36	00:36
00:37	00:37	00:37
00:38	00:38	00:38
00:39	00:39	00:39
00:40	00:40	00:40
00:41	00:41	00:41
00:42	00:42	00:42
00:43	00:43	00:43
00:44	00:44	00:44
00:45	00:45	00:45
00:46	00:46	00:46
00:47	00:47	00:47
00:48	00:48	00:48
00:49	00:49	00:49
00:50	00:50	00:50
00:51	00:51	00:51
00:52	00:52	00:52
00:53	00:53	00:53
00:54	00:54	00:54
00:55	00:55	00:55
00:56	00:56	00:56
00:57	00:57	00:57
00:58	00:58	00:58
00:59	00:59	00:59
01:00	01:00	01:00
01:01	01:01	01:01
01:02	01:02	01:02
01:03	01:03	01:03
01:04	01:04	01:04
01:05	01:05	01:05
01:06	01:06	01:06
01:07	01:07	01:07
01:08	01:08	01:08
01:09	01:09	01:09
01:10	01:10	01:10
01:11	01:11	01:11
01:12	01:12	01:12
01:13	01:13	01:13
01:14	01:14	01:14
01:15	01:15	01:15
01:16	01:16	01:16
01:17	01:17	01:17
01:18	01:18	01:18
01:19	01:19	01:19
01:20	01:20	01:20
01:21	01:21	01:21
01:22	01:22	01:22
01:23	01:23	01:23
01:24	01:24	01:24
01:25	01:25	01:25
01:26	01:26	01:26
01:27	01:27	01:27
01:28	01:28	01:28
01:29	01:29	01:29
01:30	01:30	01:30
01:31	01:31	01:31
01:32	01:32	01:32
01:33	01:33	01:33
01:34	01:34	01:34
01:35	01:35	01:35
01:36	01:36	01:36
01:37	01:37	01:37
01:38	01:38	01:38
01:39	01:39	01:39
01:40	01:40	01:40
01:41</		

Targets	12 IPSC targets
----------------	-----------------





Stage 6 Range 6

by Hilfred

Start Position:

Standing as demonstrated

Handgun Ready Condition:

Loaded laying flar in either box. All magazines laying flat in either box

Procedure:

On audible signal, engage targets.

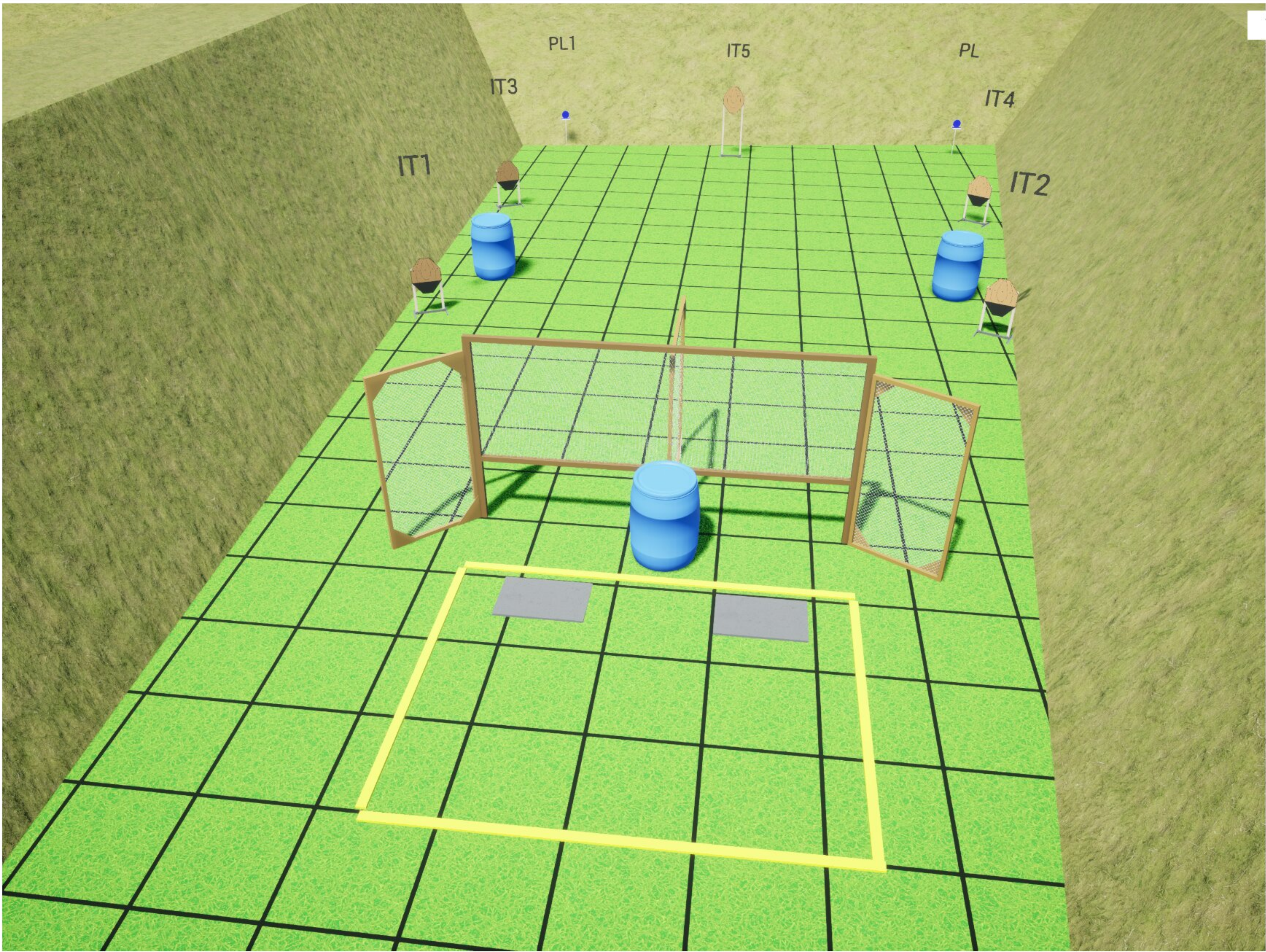
Scoring Best 1 hits on paper.

Course Type Short

Rounds 12 (60 points)

Time Start Audible

Targets 5 IPSC targets
2 IPSC plates



Setup Notes: