

***TEKS***  
**SHOOTING CLUB**

**CLUB SHOOT 06**

**2-3 August 2025**

# Rules & Information

## **STAGES**

Stage	Range	Rounds
1	1	12
2	2	24
3	4	20
4	5	30
5	7	12
6	6	9
Total	6	107

## **RULES**

- The competition will be run according to the current IPSC rules.
- The wearing of eye and ear protection are mandatory on the range.
- Registration takes place from 08:30 to 08:50
- The RO briefing starts at 08:30
- The shooting competition commences 09:00

## **Match Officials**

**MATCH DIRECTOR:** Abrie Preller

**ARBITRATORS:** Will be appointed on the day

**Range Master:** Martin van Zyl

## **Abbreviations**

**IT** = IPSC target

**IMT** = IPSC mini target

**PL** = IPSC plate

**IP** = IPSC popper

**IMP** = IPSC mini popper

**NS** = No-Shoot

## **LOCATION**

**DD:** -26.4764205, 29.251687

**DMS:** 26° 28'35"S 29° 15'06"E

[Google Maps Link](#)

# TEKS Shooting Range Layout

Unloading Station



Safety Area








# Stage 1

by Paul Loock

**Start Position:**  
Competitor start standing anywhere in demarcated area.

**Procedure:**  
On the audible start signal, engage all targets from within the shooting area.

**Scoring** Best 2 hits on paper.  
**Course Type** Short  
**Rounds** 12 (60 points)  
**Time Start** Audible  
**Targets** 6 IPSC targets







# Stage 2 Range 2

by Abrie Preller

## Start Position:

Competitor start standing anywhere in demarcated area. IMP1 activates IT1 which remains visible. PL1 activates IT1 and disappears.

## Procedure:

On the audible start signal, engage all targets.

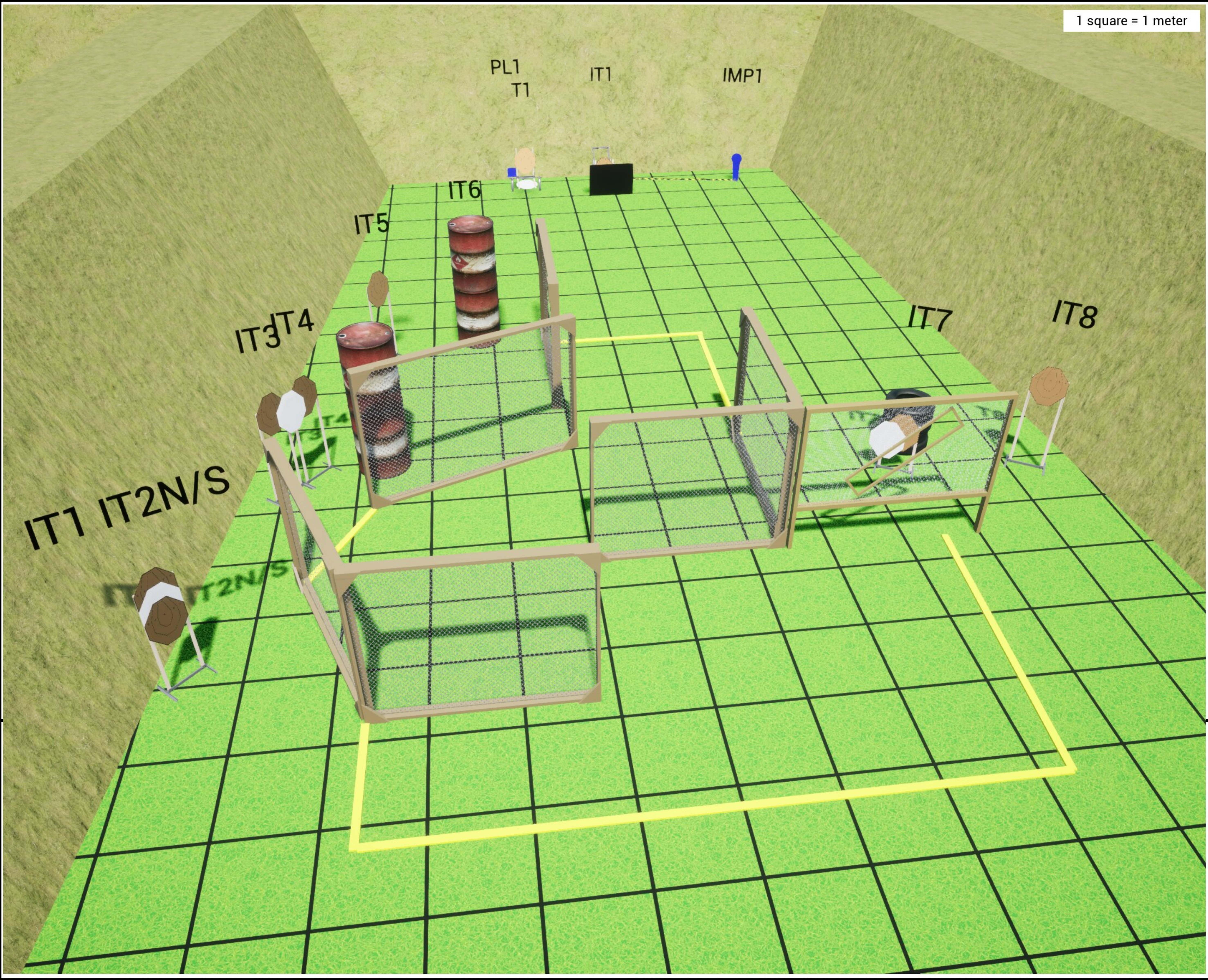
**Scoring** Best 2 hits on paper.

**Course Type** Medium

**Rounds** 24 (120 points)

**Time Start** Audible

**Targets** 11 IPSC targets  
1 IPSC mini popper  
IPSC plate  
4 No-shoots







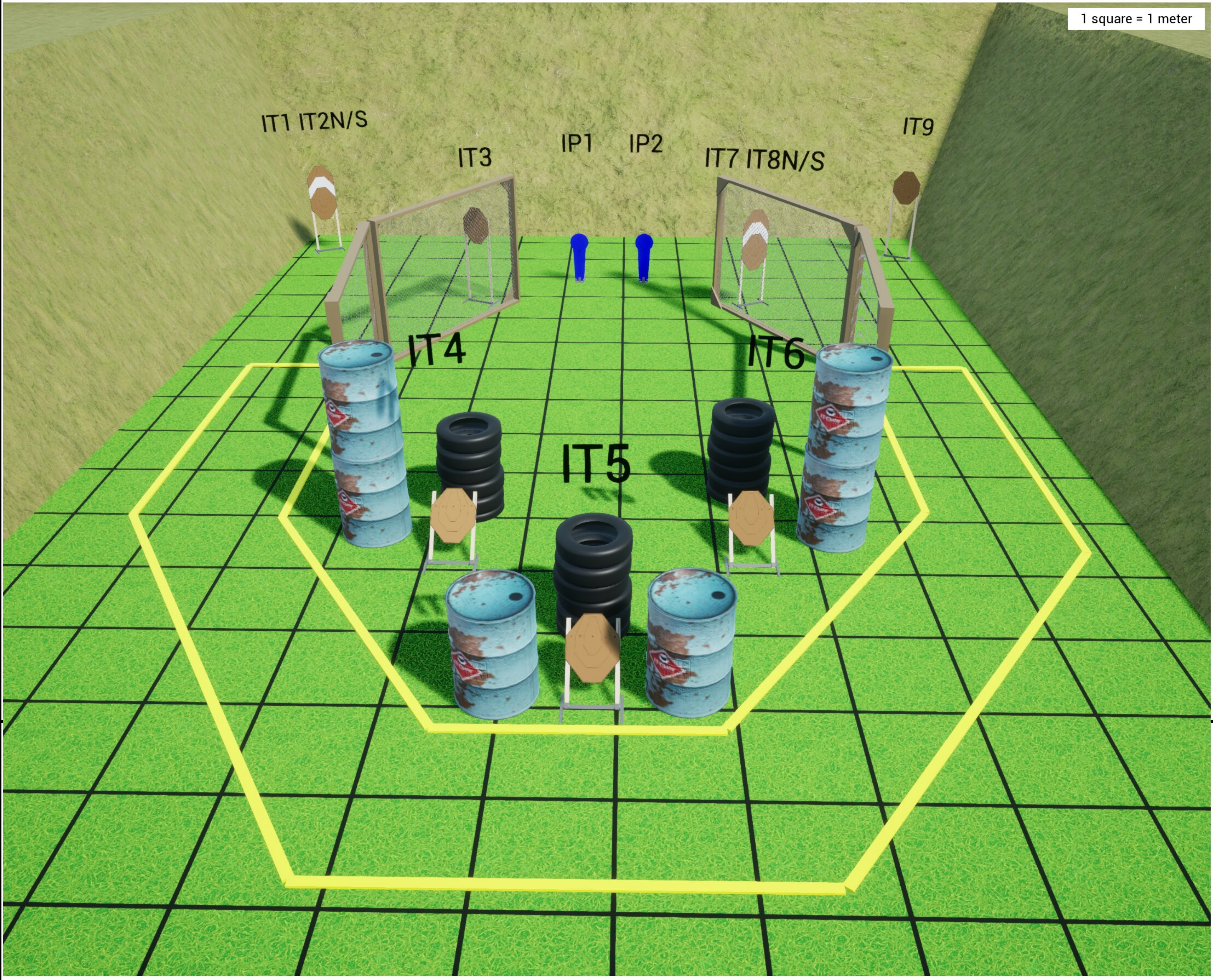
# Stage 3 Range 3

by Martin van Zyl

**Start Position:**  
Competitor start standing anywhere in demarcated area.

**Procedure:**  
On audible signal, engage targets while remaining in the demarcated area.

- Scoring** Best 2 hits on paper.
- Course Type** Medium
- Rounds** 20 (100 points)
- Time Start** Audible
- Targets** 9 IPSC targets  
2 IPSC poppers  
2 No-shoots







# Stage 4 Range 4

by Jannie Adams

**Start Position:**  
Competitor start standing anywhere in demarcated area.

**Procedure:**  
On audible signal, engage targets.

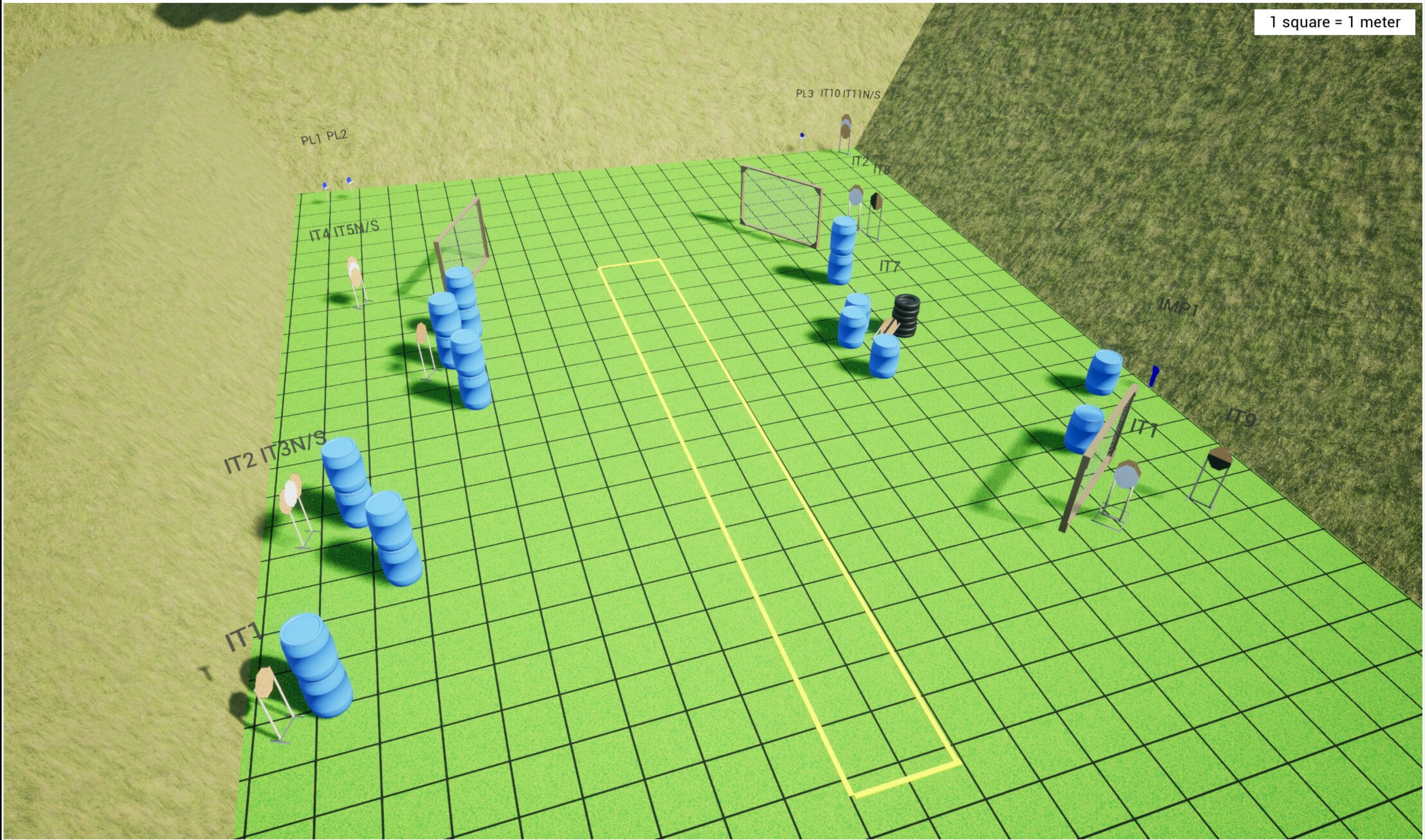
**Scoring** Best 2 hits on paper.

**Course Type** Long

**Rounds** 30 (150 points)

**Time Start** Audible

**Targets** 13 IPSC targets  
1 IPSC mini popper  
3 IPSC plates  
5 No-shoots



**Setup Notes:**  
<Put any build instructions here for the build crew>





# Stage 5 Range 5

by Abrie Preller

**Start Position:**  
Competitor start standing toes touching X.

Handgun Ready Condition:  
Mag well, chamber empty and holstered

**Procedure:**  
On audible signal, engage targets.

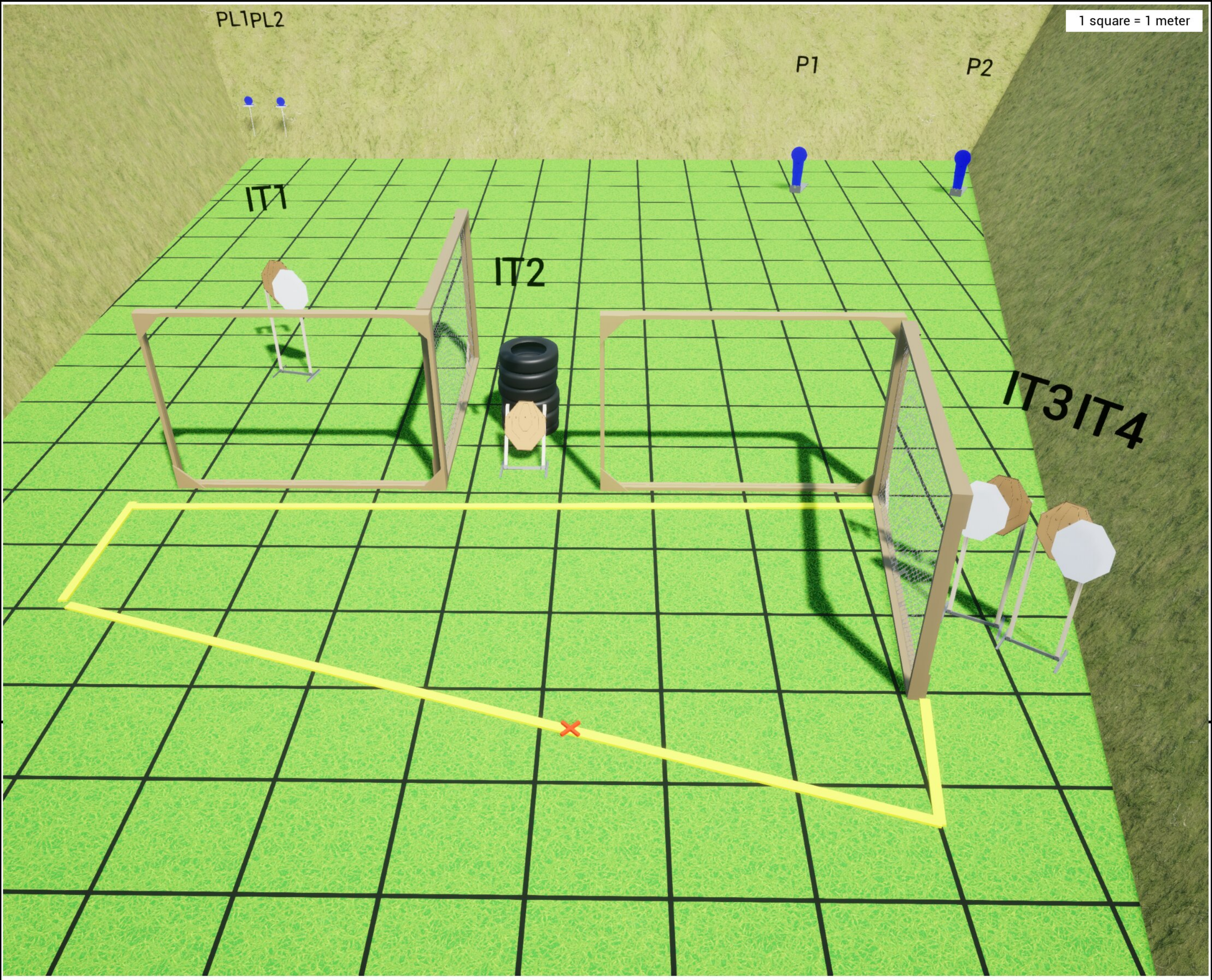
**Scoring** Best 2 hits on paper.

**Course Type** Short

**Rounds** 12 (60 points)

**Time Start** Audible

**Targets** 4 IPSC targets  
2 IPSC poppers  
2 IPSC plates  
3 No-shoots







# Stage 6 Range 7

by Jacques Alberts

**Start Position:**  
Competitor starts anywhere in the demarcated as demonstrated.

**Procedure:**  
On audible signal, engage targets.

**Scoring** Best 2 hits on paper.  
**Course Type** Short  
**Rounds** 9 (45 points)  
**Time Start** Audible  
**Targets** 3 IPSC targets  
3 IPSC poppers  
4 No-shoots

