

***TEKS***  
**SHOOTING CLUB**

**CLUB SHOOT 03**

**3-4 MAY 2025**

# Rules & Information

## **STAGES**

Stage	Range	Rounds
1	1	12
2	2	24
3	3	12
4	4	31
5	5	12
6	6	18
<b>Total</b>	<b>6</b>	<b>109</b>

## **RULES**

- The competition will be run according to the current IPSC rules.
- The wearing of eye and ear protection are mandatory on the range.
- Registration takes place from 08:30 to 08:50
- The RO briefing starts at 08:30
- The shooting competition commences 09:00

## **Match Officials**

**MATCH DIRECTOR:** Jan Strydom

**ARBITRATORS:** Will be appointed on the day

**Range Master:** Martin van Zyl

## **Abbreviations**

**IT** = IPSC target

**IMT** = IPSC mini target

**PL** = IPSC plate

**IP** = IPSC popper

**IMP** = IPSC mini popper

**NS** = No-Shoot

## **LOCATION**

**DD:** -26.4764205, 29.251687

**DMS:** 26° 28'35"S 29° 15'06"E

[Google Maps Link](#)

# TEKS Shooting Range Layout

Unloading Station



Safety Area







# Range 1

## Start Position:

Competitor start standing with one foot touching "X".

## Procedure:

On the audible start signal, engage all targets from within the shooting area.

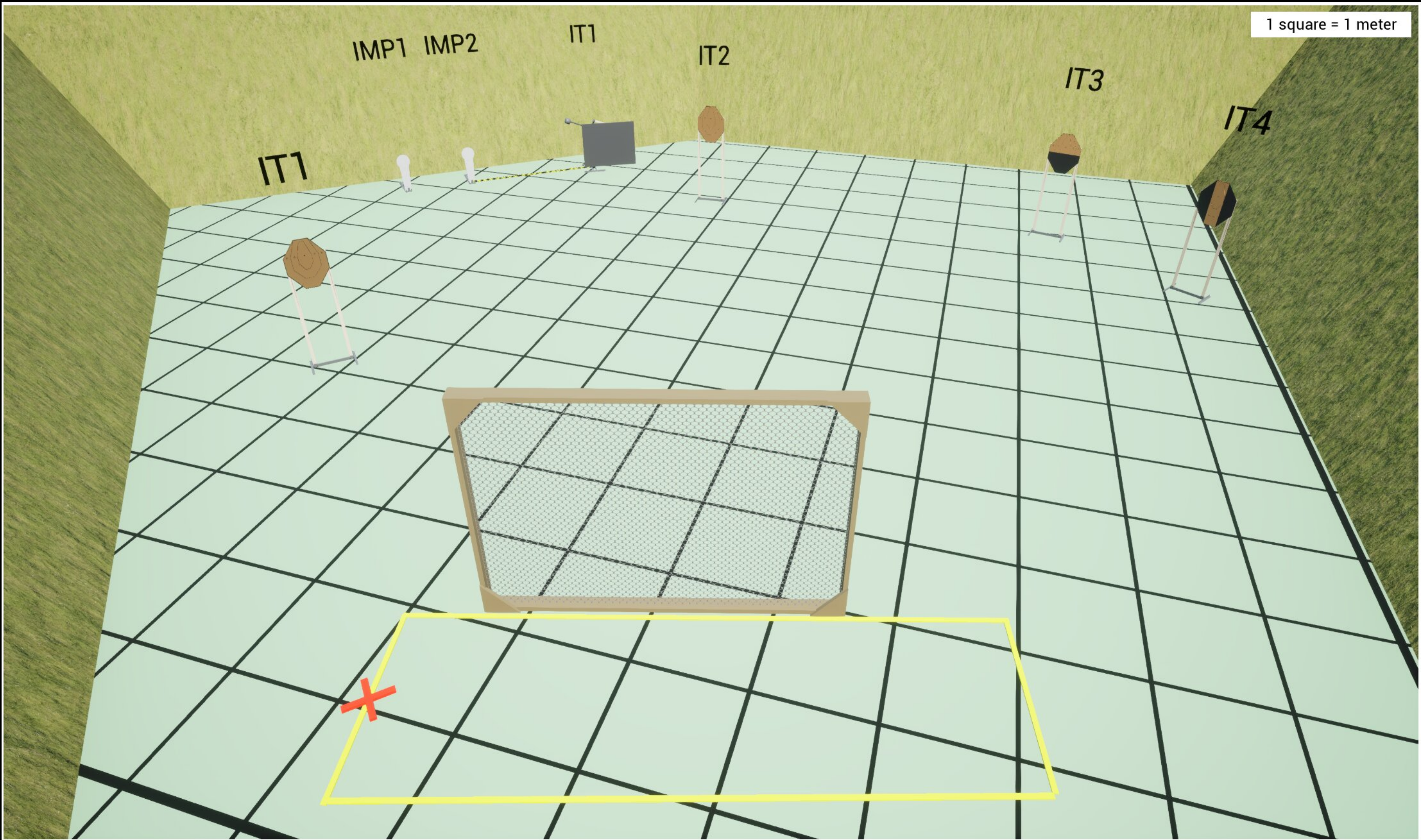
**Scoring** Best 2 hits on paper.

**Course Type** Short

**Rounds** 12 (60 points)

**Time Start** Audible

**Targets** 5 IPSC targets  
2 IPSC mini poppers



## Setup Notes:





# Range 2

## Start Position:

Competitor start standing anywhere in demarcated area.

## Procedure:

On the audible start signal, engage all targets from within the shooting area.

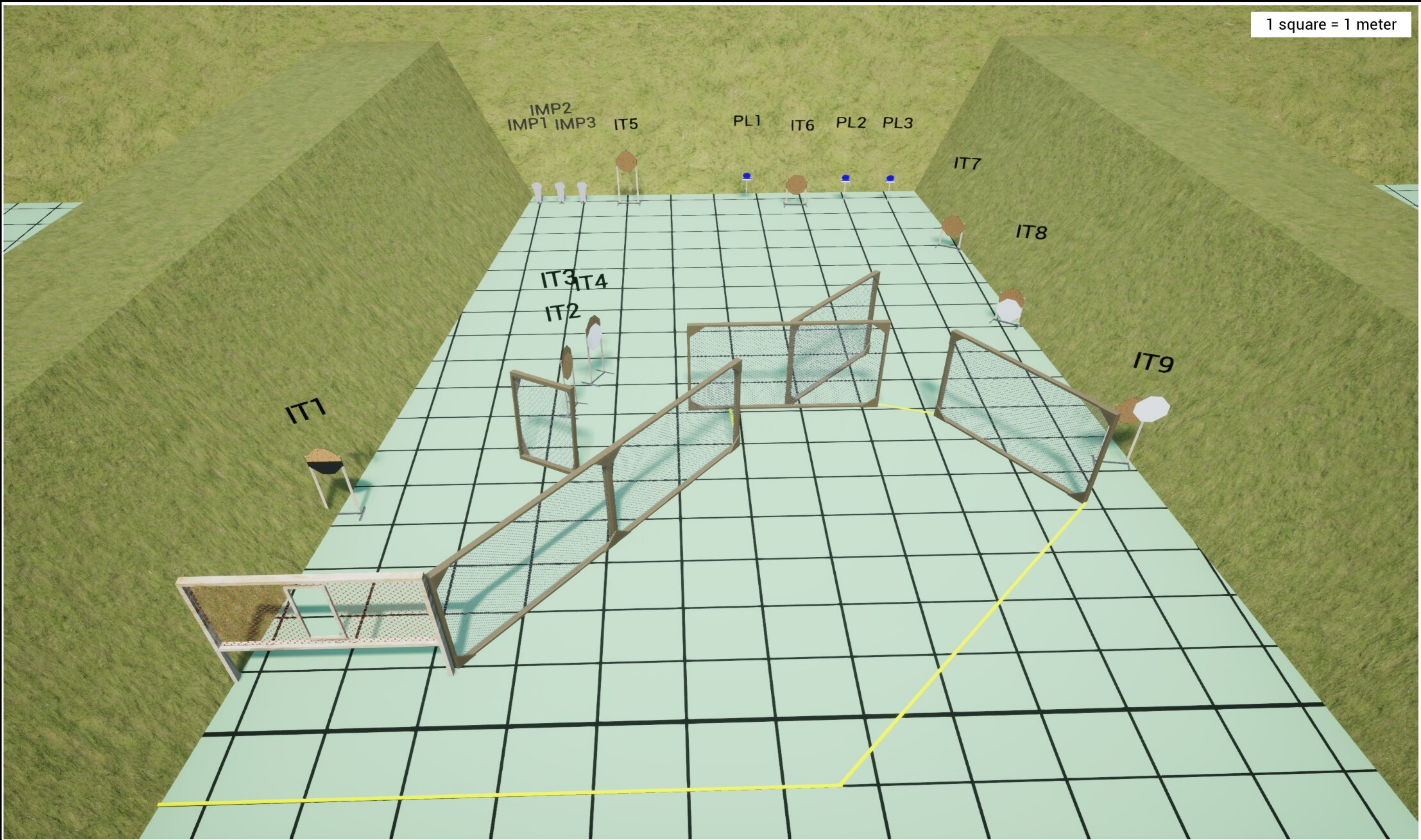
**Scoring** Best 2 hits on paper.

**Course Type** Medium

**Rounds** 24 (120 points)

**Time Start** Audible

**Targets** 9 IPSC targets  
3 IPSC mini poppers  
3 IPSC plates  
3 No-shoots



## Setup Notes:





# Range 3

## Start Position:

Standing in the demarcated area facing downrange toes of both feet touching "X".

## Procedure:

On audible signal, engage targets.

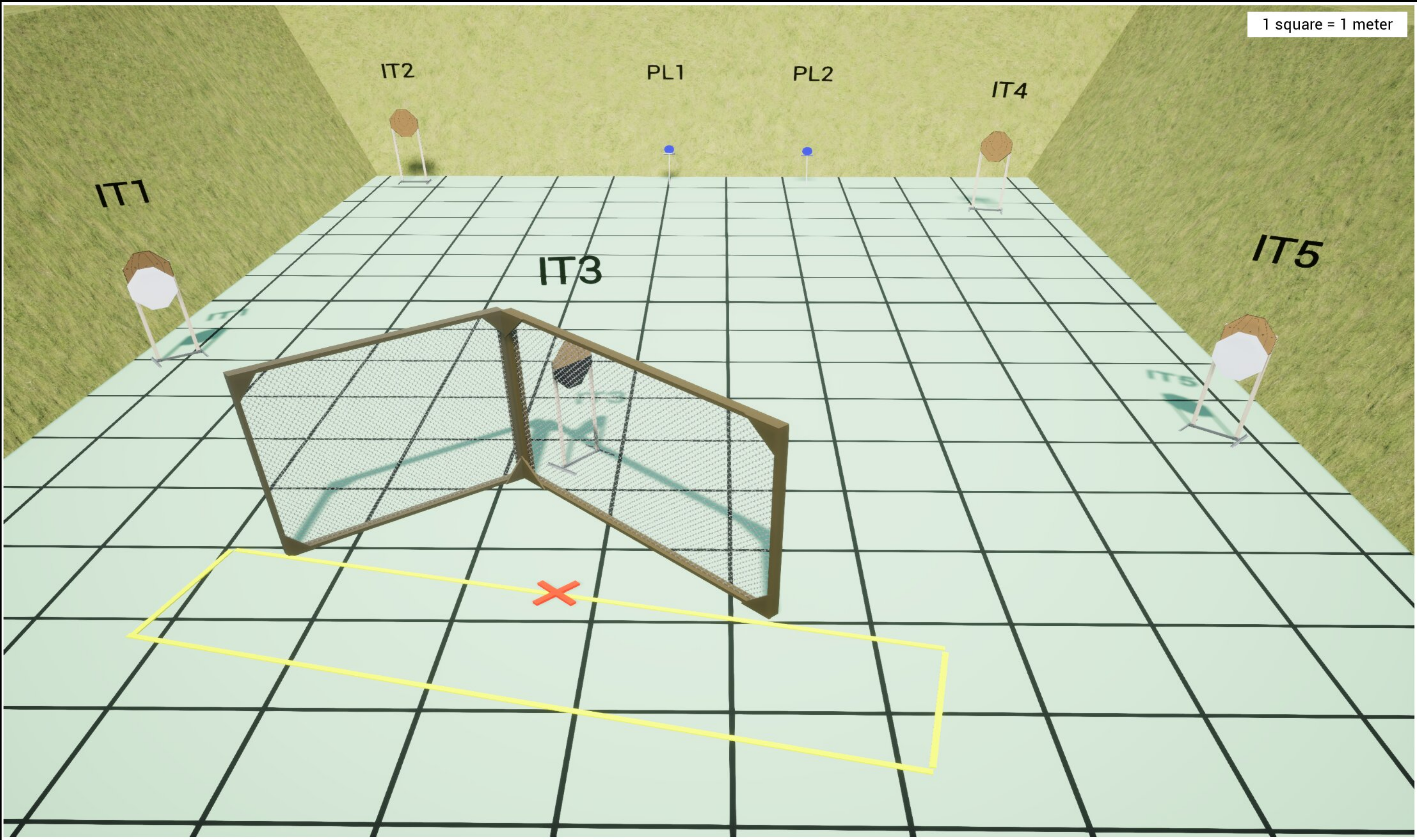
**Scoring** Best 2 hits on paper.

**Course Type** Short

**Rounds** 12 (60 points)

**Time Start** Audible

**Targets** 5 IPSC targets  
2 IPSC plates  
2 No-shoots



## Setup Notes:





# Range 4

## Start Position:

Standing in the demarcated area, part of one foot touching X facing downrange.

## Procedure:

On signal engage targets while remaining in the demarcated area.


**Scoring** Best 2 hits on paper.

**Course Type** Long

**Rounds** 31 (155 points)

**Time Start** Audible

**Targets** 13 IPSC targets  
5 IPSC plates  
2 No-shoots



## Setup Notes:

Handgun ready condition:  
Firearm and chamber empty. all magazines to be used on belt.





# Range 6

## Start Position:

Competitor starts anywhere in the demarcated area.

## Procedure:

On audible signal, engage targets.


**Scoring** Best 1 hits on paper.

**Course Type** Short

**Rounds** 12 (60 points)

**Time Start** Audible

**Targets** 12 IPSC targets  
1 No-shoot



## Setup Notes:

Handgun Ready Condition:  
Magazine is inserted, chamber empty. All magazines to be used placed on drum marked with "X".





# Range 7

## Start Position:

Competitor start with heels of both feet touching "X", both hands above shoulders

## Procedure:

On audible signal, engage targets.

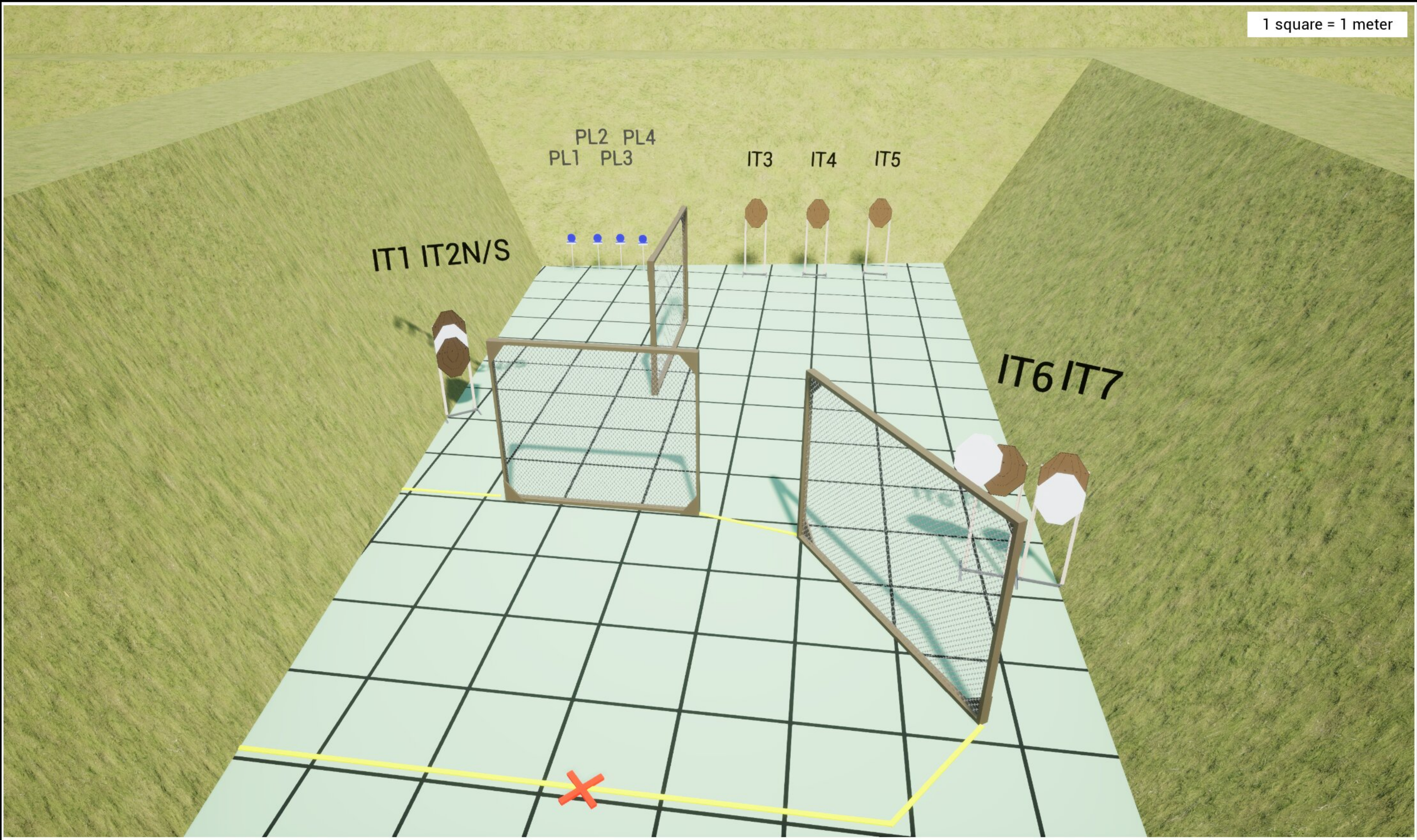
**Scoring** Best 2 hits on paper.

**Course Type** Medium

**Rounds** 18 (90 points)

**Time Start** Audible

**Targets** 7 IPSC targets  
4 IPSC plates  
3 No-shoots



## Setup Notes:

Handgun Ready Condition:  
Handgun is loaded and chamber empty. All magazines are on belt.