

TEKS
SHOOTING CLUB

CLUB SHOOT 01

2 FEBRUARY 2025

Rules & Information

STAGES

Stage	Range	Rounds
1	1	12
2	2	24
3	3	12
4	4	32
5	5	12
6	6	24
Total	6	116

Abbreviations

IT = IPSC target
IMT = IPSC mini target
PL = IPSC plate
IP = IPSC popper
IMP = IPSC mini popper
NS = No-Shoot

RULES

- The competition will be run according to the current IPSC rules.
- The wearing of eye and ear protection are mandatory on the range.
- Registration takes place from 08:30 to 08:50
- The RO briefing starts at 08:30
- The shooting competition commences 09:00

Match Officials

MATCH DIRECTOR: Jan Strydom

ARBITRATORS: Will be appointed on the day

Range Master: Martin van Zyl

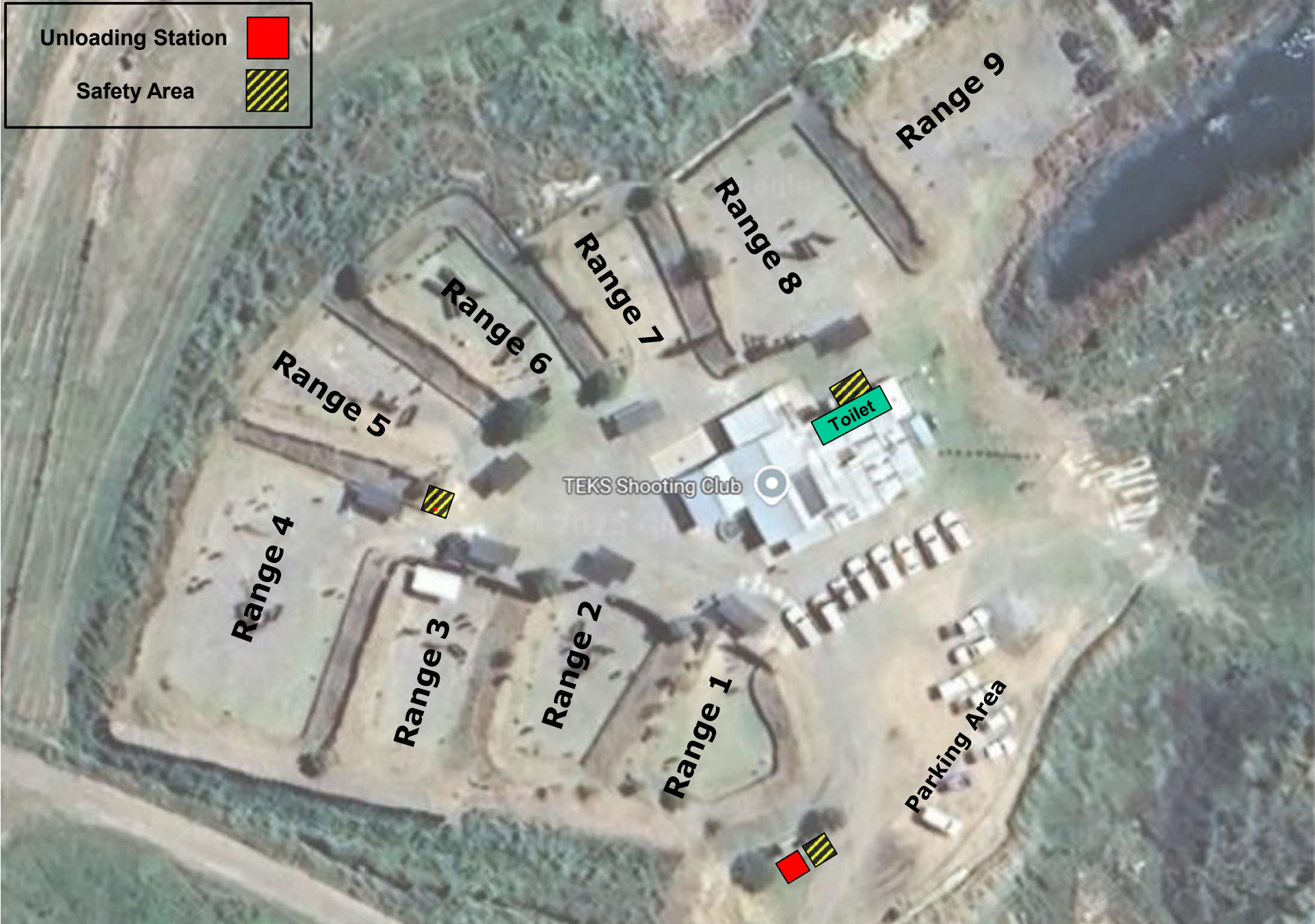
LOCATION

DD: -26.4764205, 29.251687
DMS: 26° 28'35"S 29° 15'06"E

[Google Maps Link](#)

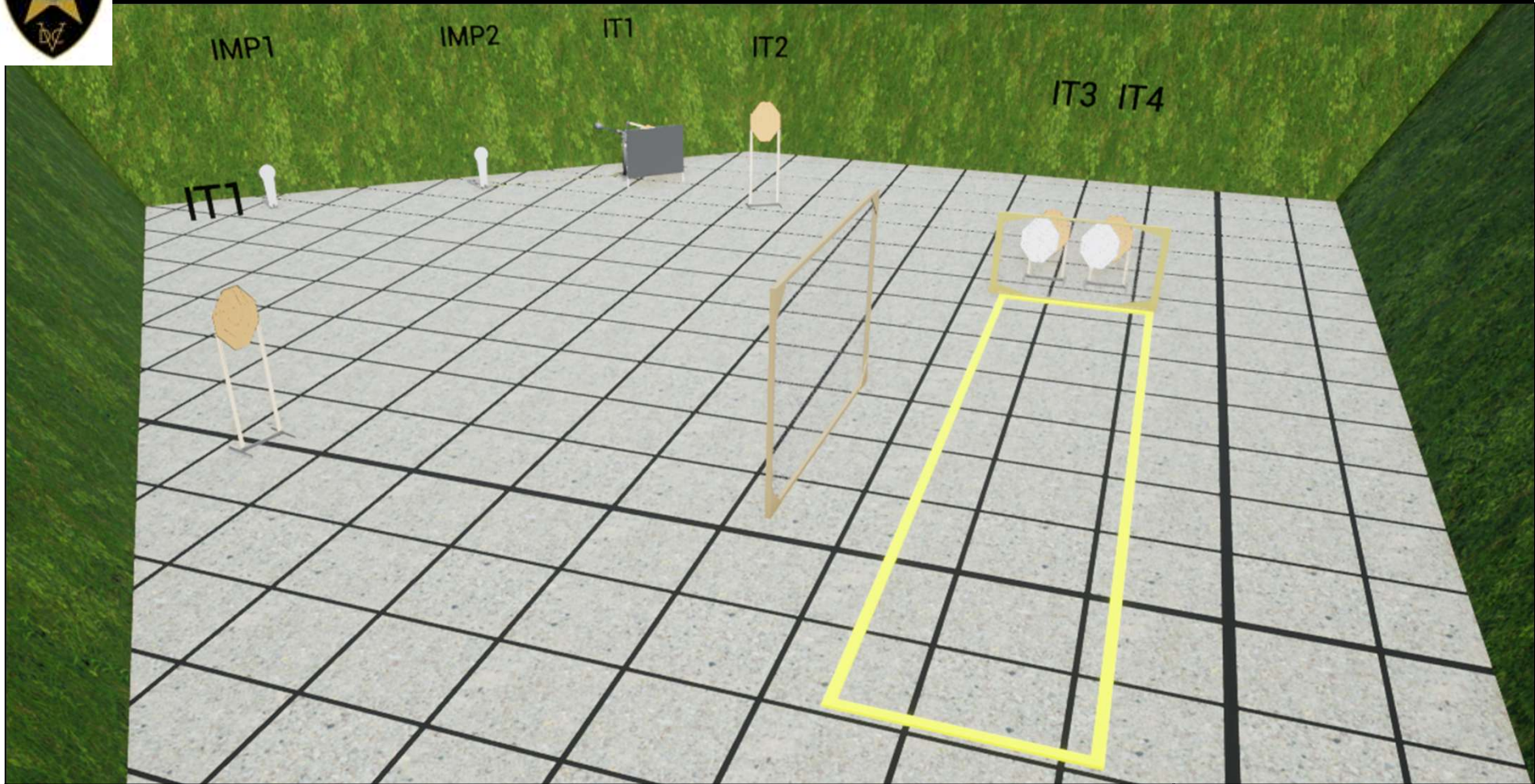
TEKS Shooting Range Layout

Unloading Station	
Safety Area	





Stage 1 Range 1



Start Position:

Competitor start standing anywhere in demarcated area.

Course Type: Short

Rounds: 12

Time Start: Audible


Procedure:

On the audible start signal, engage all targets from within the shooting area. IMP2 activates IT1 which remains visible.

Targets: 5 IPSC targets
2 IPSC mini popper
2 No-Shoot



Stage 2 Range 2

**Start Position:**

Competitor start standing anywhere in demarcated area.

Procedure:

On the audible start signal, engage all targets from within the shooting area.

Course Type: Medium

Rounds: 24

Time Start: Audible

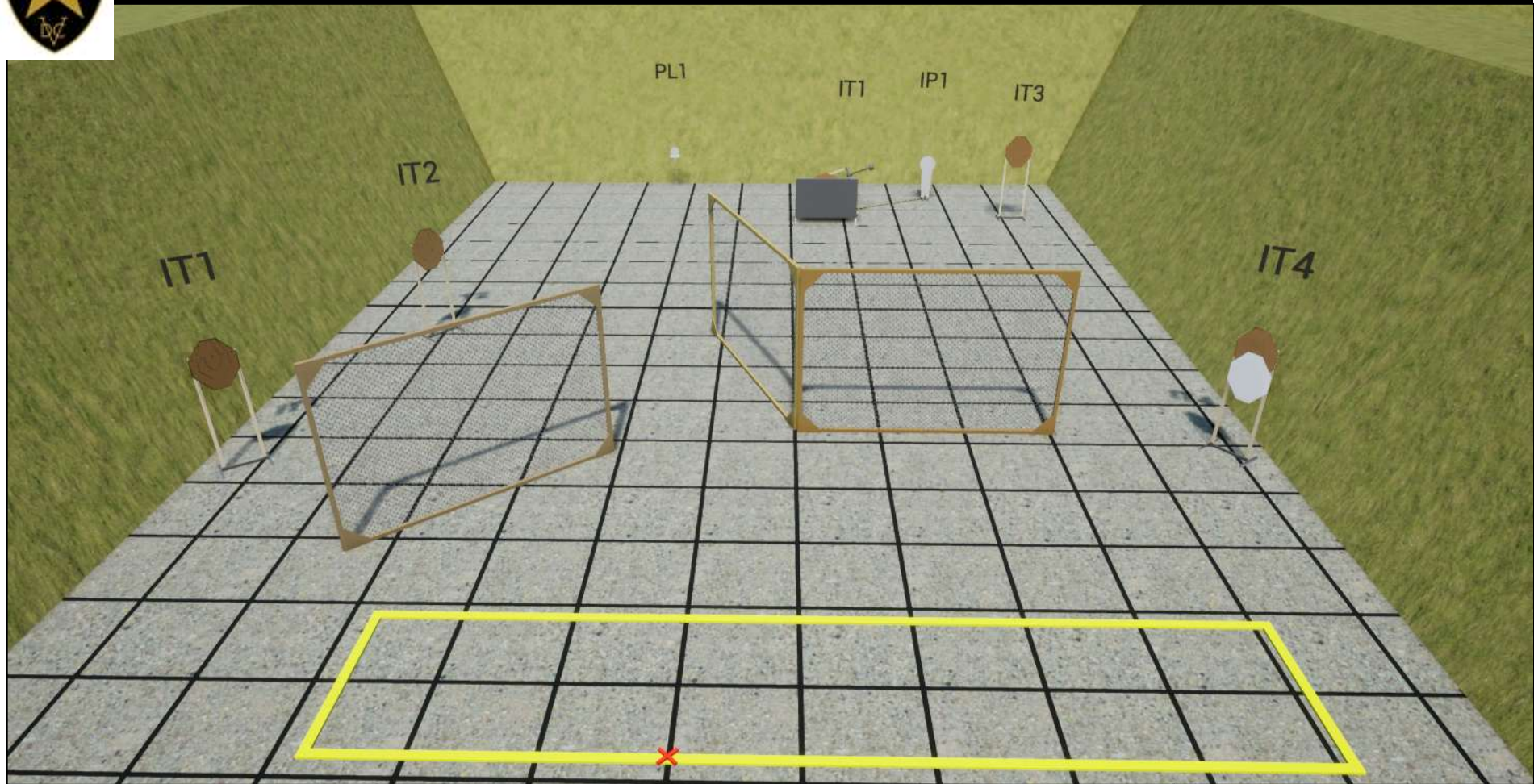
Targets: 10 IPSC Targets

4 IPSC plate

1 No-Shoot



Stage 3 Range 3



Start Position:

Competitor start standing with one heel touching at X.

Procedure:

On the audible start signal, engage all targets from within the shooting area. IP1 activates IT1 which remains visible.

Course Type: Short

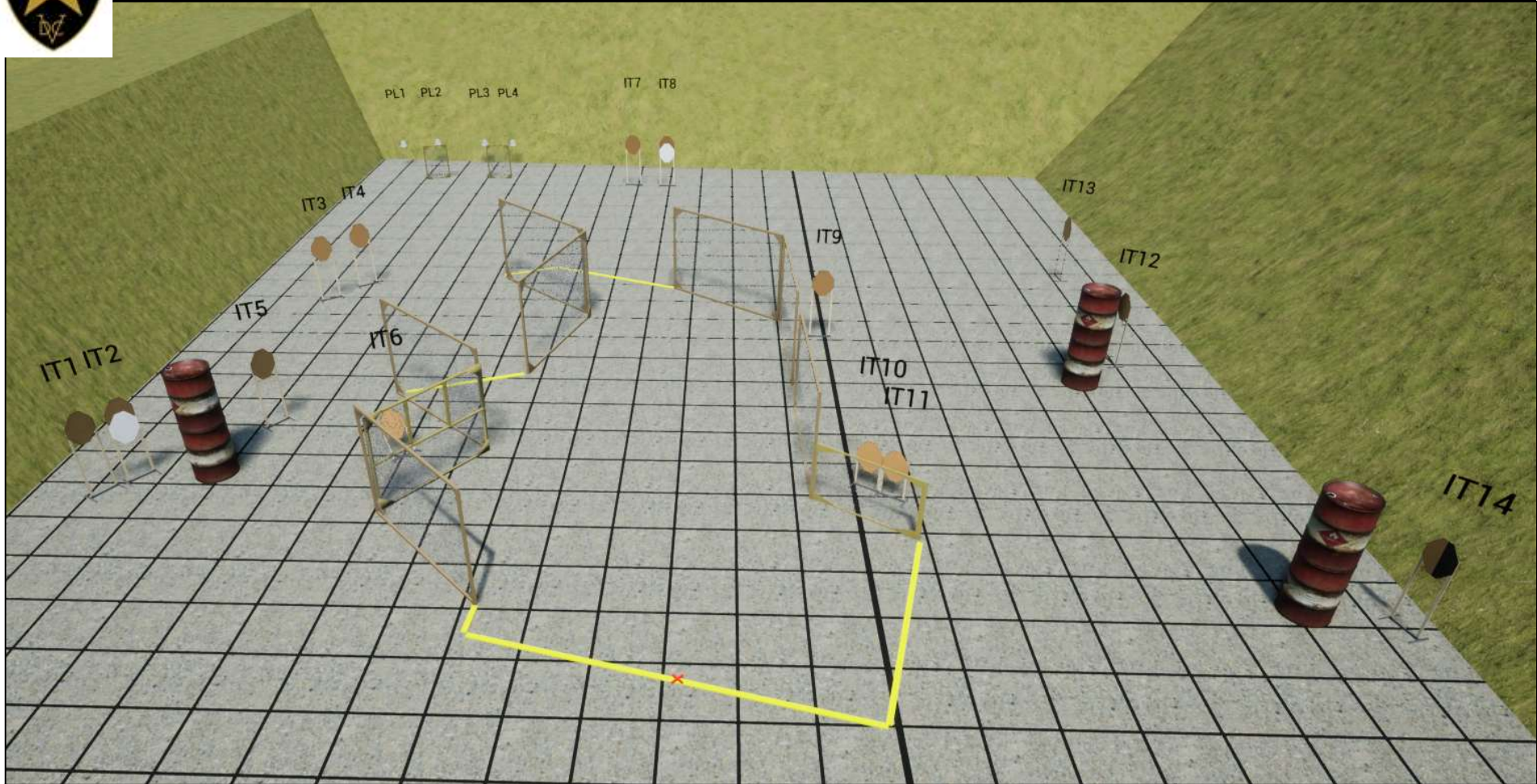
Rounds: 12

Time Start: Audible

Targets: 5 IPSC Targets
1 IPSC popper
1 IPSC plate
1 No-Shoot



Stage 4 Range 4



Start Position:

Standing in the demarcated area heels of both feet touching X facing downrange.

Procedure:

On the audible start signal, engage all targets from within the shooting area.

Course Type: Long

Rounds: 32

Time Start: Audible


Targets: 14 IPSC Targets

4 IPSC plate

2 No-Shoot



Stage 5 Range 5



Start Position:

Competitor start standing with both feet touching the mark at X.

Course Type: Short

Rounds: 12

Time Start: Audible

Procedure:

On the audible start signal, engage all targets from within the shooting area.


Targets: 5 IPSC Targets

2 IPSC plate

1 No-Shoot



Stage 6 Range 6

**Start Position:**

Competitor start with toes of both feet touching X.

Handgun Ready Condition:

Magazine is inserted, chamber empty. All magazines to be used placed on drum A and/or drum B.

Procedure:

On the audible start signal, engage all targets from within the shooting area.

Course Type: Medium

Rounds: 24

Time Start: Audible

Targets: 11 IPSC Targets

2 IPSC plate

2 No-Shoot