

# TEKS

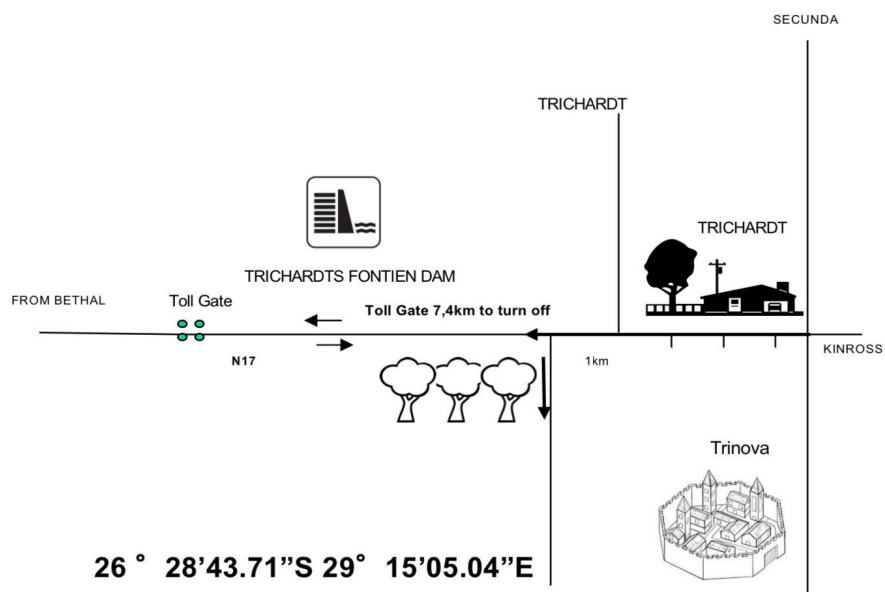
## Shooting Club

### TEKS SHOTGUN LEVEL 1 06 JULY 2024

STAGE	TYPE	ROUND COUNT	AMMO
1	Long	28	Birdshot
2	Short	8	Birdshot
3	Short	7	Birdshot
4	Medium	16	Birdshot

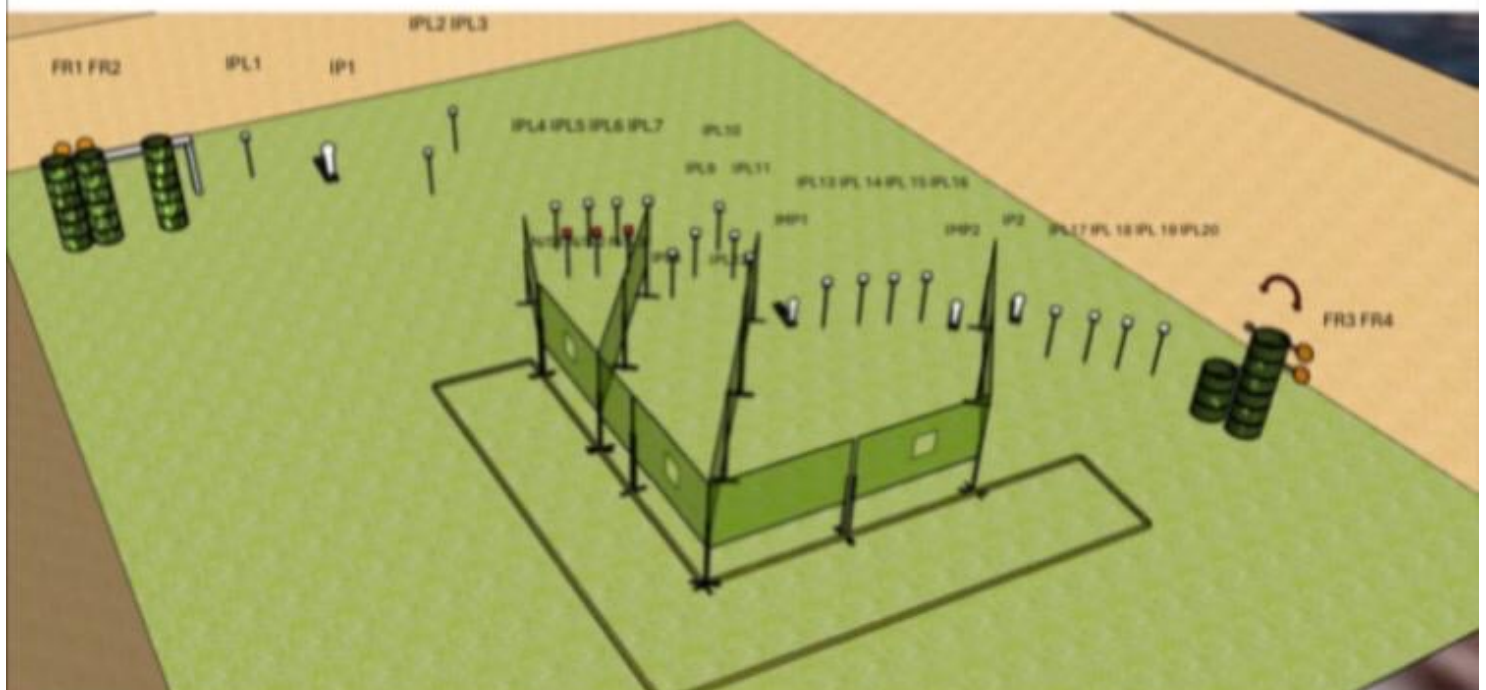
**Total birdshots 59**

TEKS SHOOTING CLUB



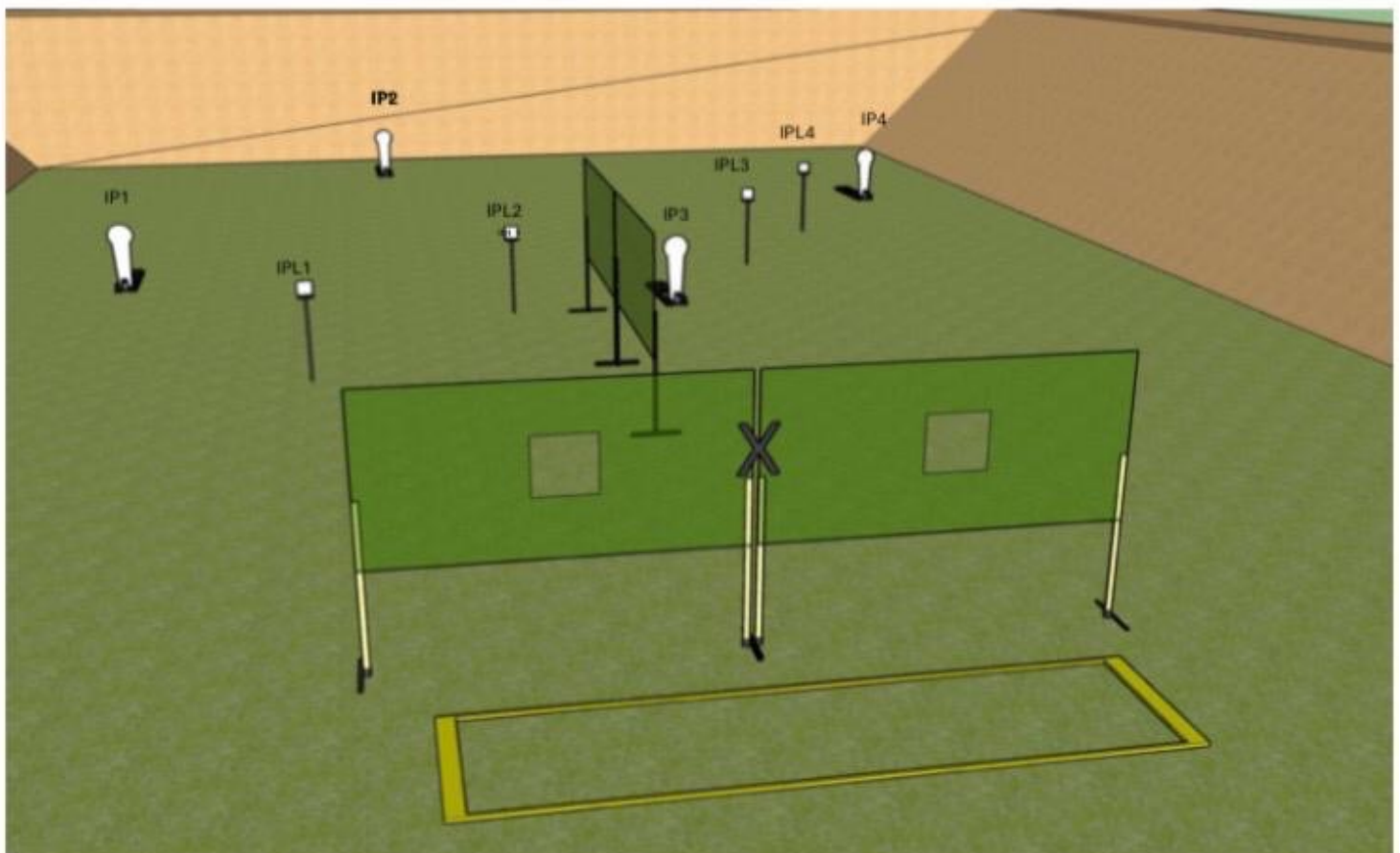
	<b>Stage 1</b>
Type	Long Course of Fire.
Minimum Number of Rounds	28
Ammunition Type	Birdshot.
Start Signal	Audible.
Start Position	Shooter Starts Anywhere In demarcated area.
Shotgun ready condition	Loaded (Option 1): Magazine filled and fitted (if applicable), Chamber(s) loaded, hammer and/or sear cocked and safety catch applied (if the shotgun is designed to have one).
Procedure	On the audible signal, engage targets. IP1 activates runner, Frangible targets FR1 and FR2 remain visible at rest. IP2 activates swinger, Frangible targets FR3 and FR4 remain visible at rest. Drums are Hardcover.
Distance	6-15m

Targets						
Frangible - FR	IPSC Metal Plate - IPL	IPSC Mini Popper - IMP	IPSC Popper - IP	IPSC No Shoot Plate - N/S		
X4	X20	X2	X2	X3		



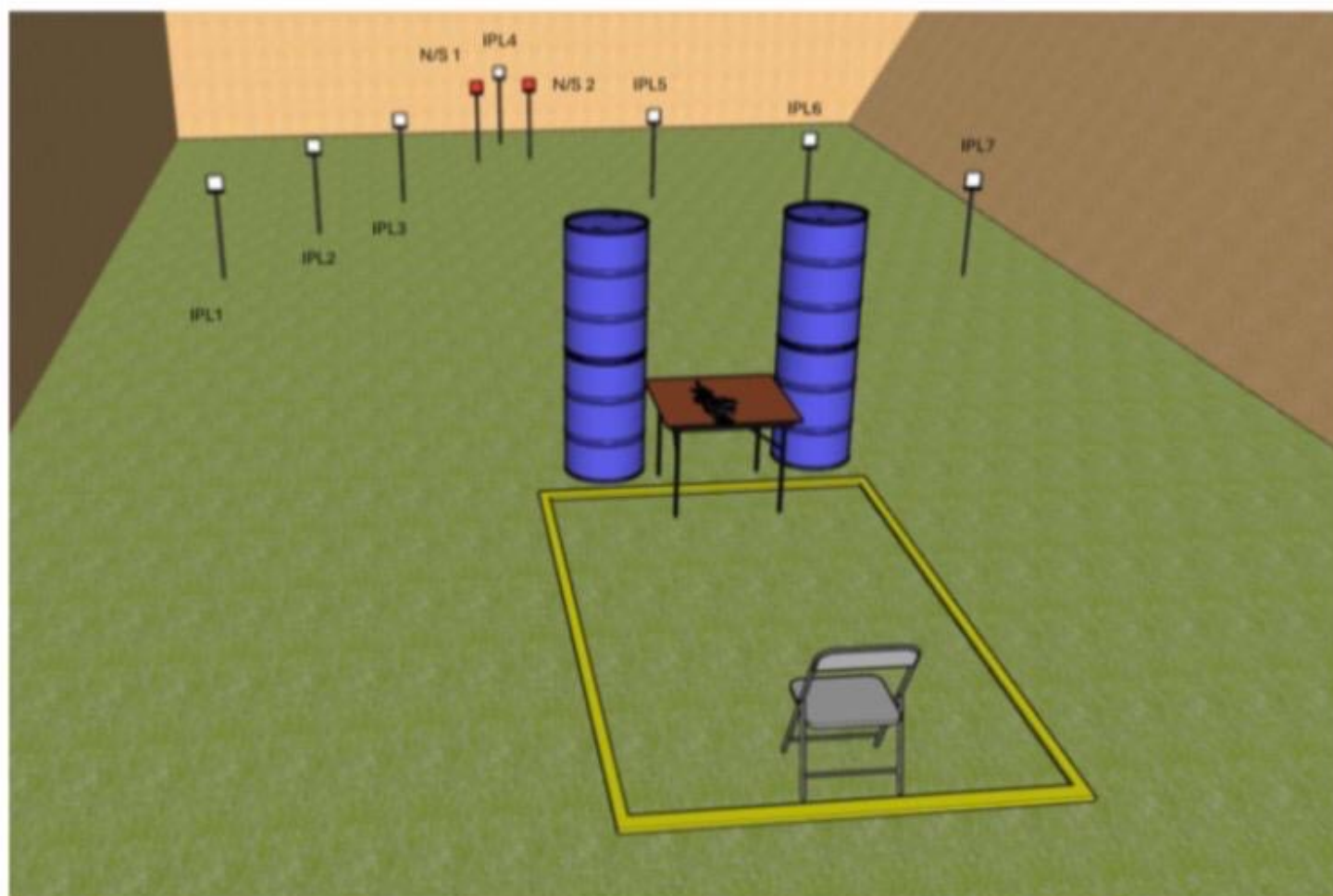
	<b>Stage 2</b>
Type	Short Course of Fire.
Minimum Number of Rounds	8.
Ammunition Type	Birdshot.
Start Signal	Audible
Start Position	Competitor Starts with muzzle touching X.
Shotgun ready condition	Loaded (Option 2): magazine filled and fitted (if applicable), chamber(s) empty and the action closed.
Procedure	On the audible signal, engage targets.
Distance	7-20m.

Targets						
IPSC Popper - IP X4	IPSC Metal Plate - IPL X4					



	<b>Stage 3</b>
Type	Short Course of Fire.
Minimum Number of Rounds	7.
Ammunition Type	Birdshot.
Start Signal	Audible.
Start Position	Competitor starts seated, back against backrest of chair, hands on knees, feet in front of them as demonstrated.
Shotgun ready condition	Loaded (Option 1): Magazine filled and fitted (if applicable), Chamber(s) loaded, hammer and/or sear cocked and safety catch applied (if the shotgun is designed to have one). Competitor starts with shotgun on table, within marked box, facing downrange, action and stock within marked box.
Procedure	On the audible signal, engage targets.
Distance	6-12m.

<b>Targets</b>						
IPSC Metal Plate – IPL X7	IPSC No Shoot Plate- N/S X2					



<b>Stage 4</b>	
Type	Medium Course of Fire.
Minimum Number of Rounds	16.
Ammunition Type	Birdshot.
Start Signal	Audible.
Start Position	Competitor starts with one foot touching at X.
Shotgun ready condition	Unloaded (Option 3): Fixed magazine must be empty, detachable magazine removed and chamber(s) must be empty. The action/bolt may be open or closed.
Procedure	On the audible signal, engage targets. IP1-IP4 shot from kneeling/crouching position. Drums are hardcover.
Distance	6-15m.

<b>Targets</b>					
<b>IPSC Popper - IP X5</b>	<b>IPSC Mini Popper – IMP X3</b>	<b>IPSC Metal Plate – IPL X8</b>	<b>IPSC No Shoot Plate- N/S X1</b>		

