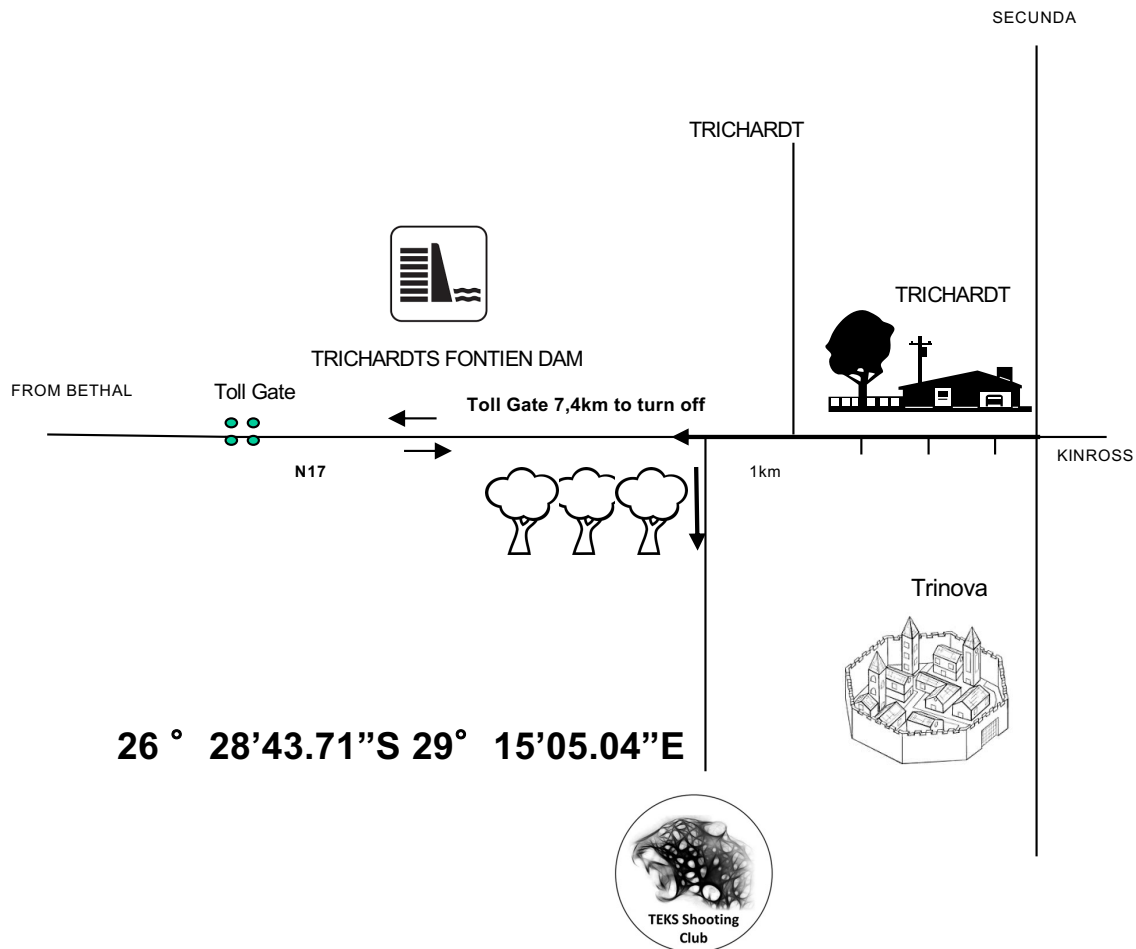


Club Shoot 8

05 - 06 OCTOBER 2024

**TEKS Shooting Club
TRICHARDT**

TEKS SHOOTING CLUB



STAGES

Stage	Range	Rounds		
1	1	12		
2	5	25		
3	2	12		
4	3	32		
5	4	9		
6	8	24		
		114		

RULES

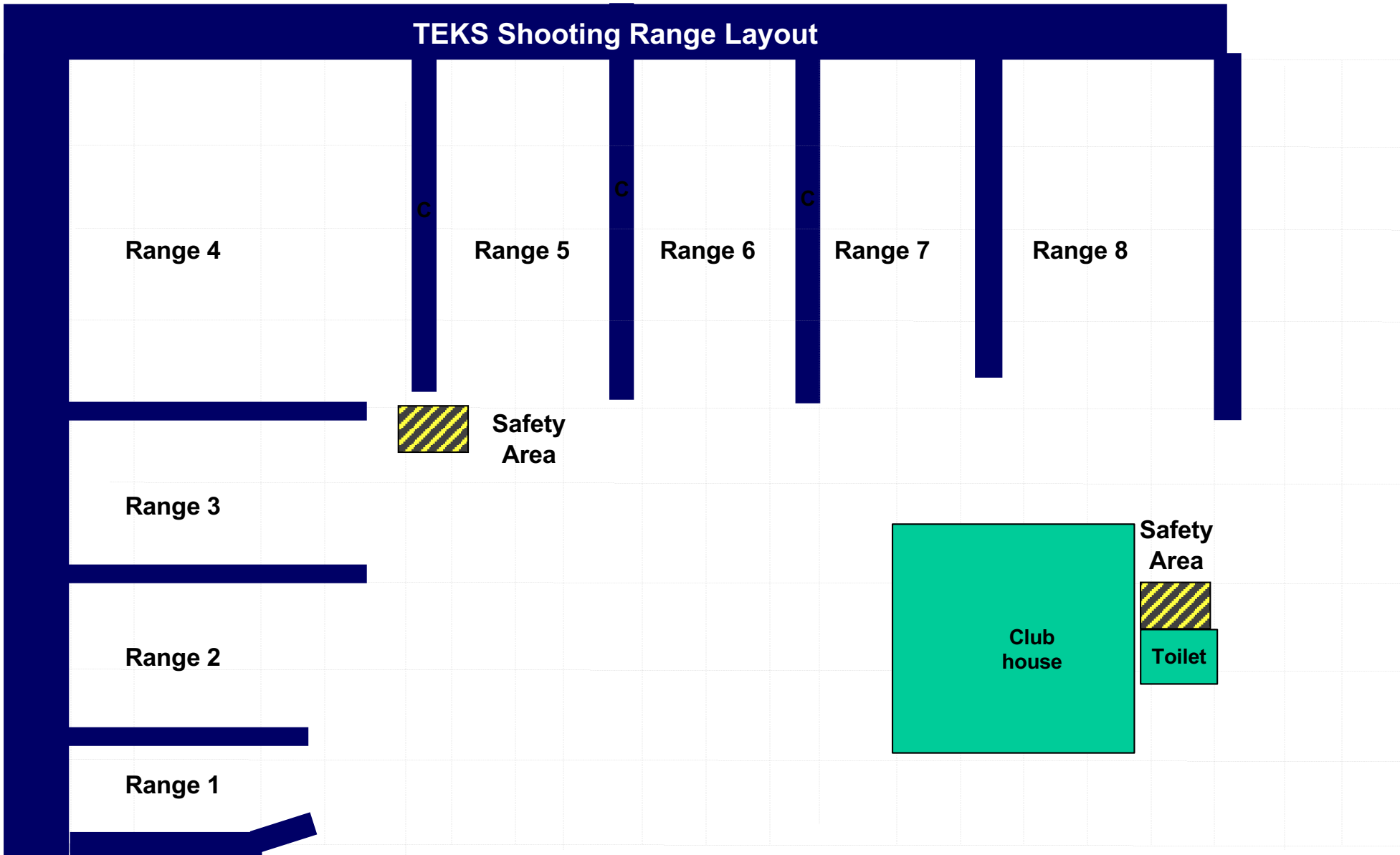
- The competition will be run according to the current IPSC rules.
- The wearing of eye and ear protection will be required during all stages of the match for participants and spectators
- Additional non shoots or barricades may be added to stages to enhance safety of all competitors and spectators
- Registration takes place from 08:30 to 08:45
- The RO briefing starts at 08:30
- The shooting competition commences 9:00

MATCH DIRECTOR: [Jan Strydom]

ARBITRATORS: Will be appointed on the day

RM: [Martin van Zyl]

TEKS Shooting Range Layout



Unloading
Station

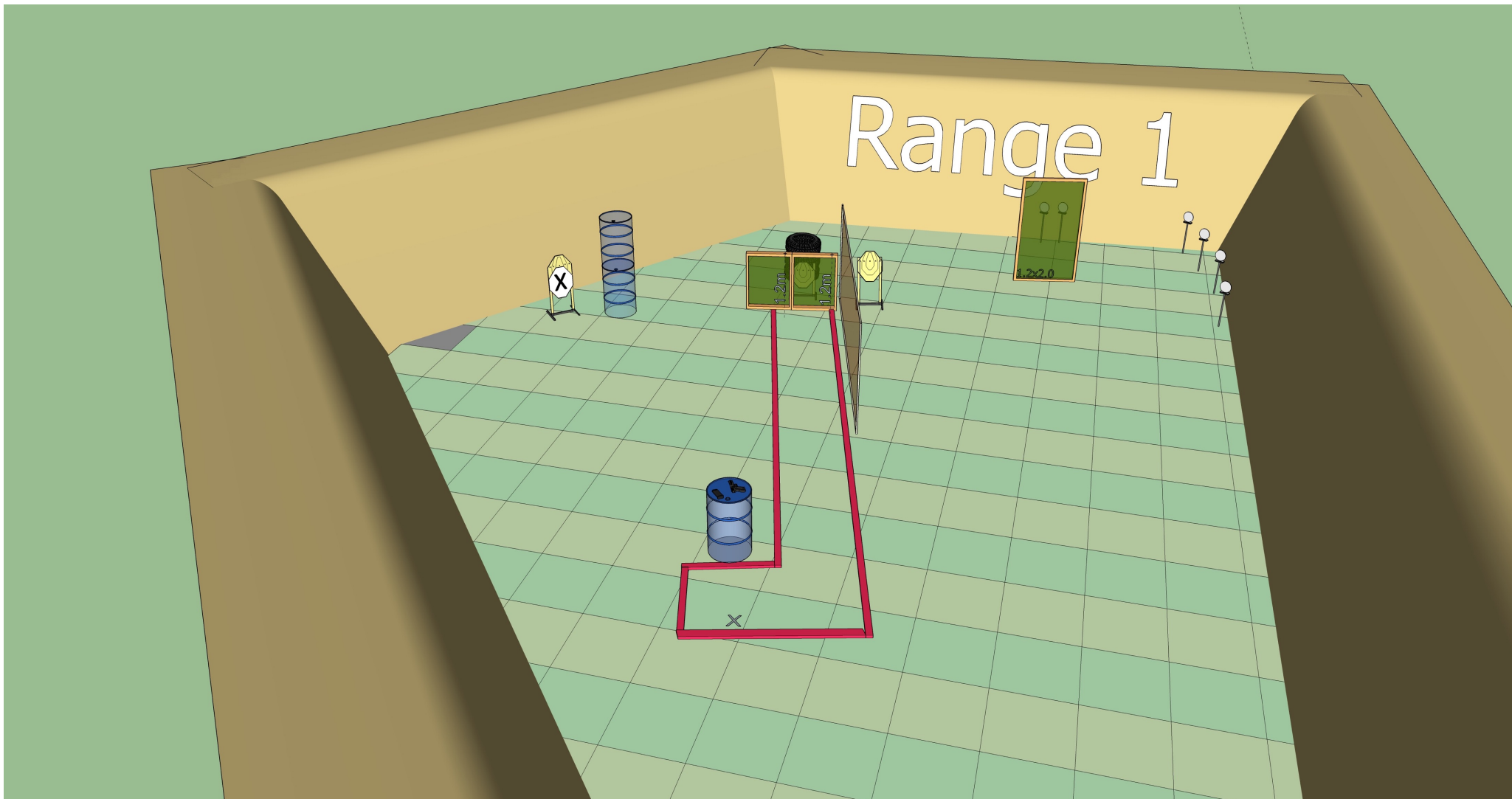
Safety
Area



- T=IPSC target
- MT=IPSC mini target
- PL= IPSC plate
- P=IPSC popper
- MP=IPSC mini popper
- M=Mover
- Number on paper targets =placement of target or mover

Gate

Parking Area
(OUTSIDE RANGE AREA)



RANGE OFFICER BRIEFING

12	3	0	Yes	6	0	0

Stage 1 Range 1:


Ready condition: Unloaded chamber empty Firearm placed on drum with all magazines as demonstrated

PCC: Option 3

Time starts: Audible Signal

Start position: Standing heels touching X

Procedure: On signal engage targets while remaining in the demarcated area.



RANGE OFFICER BRIEFING

25	11	0	No	0	0	3

Stage 2 Range 2

Ready condition:

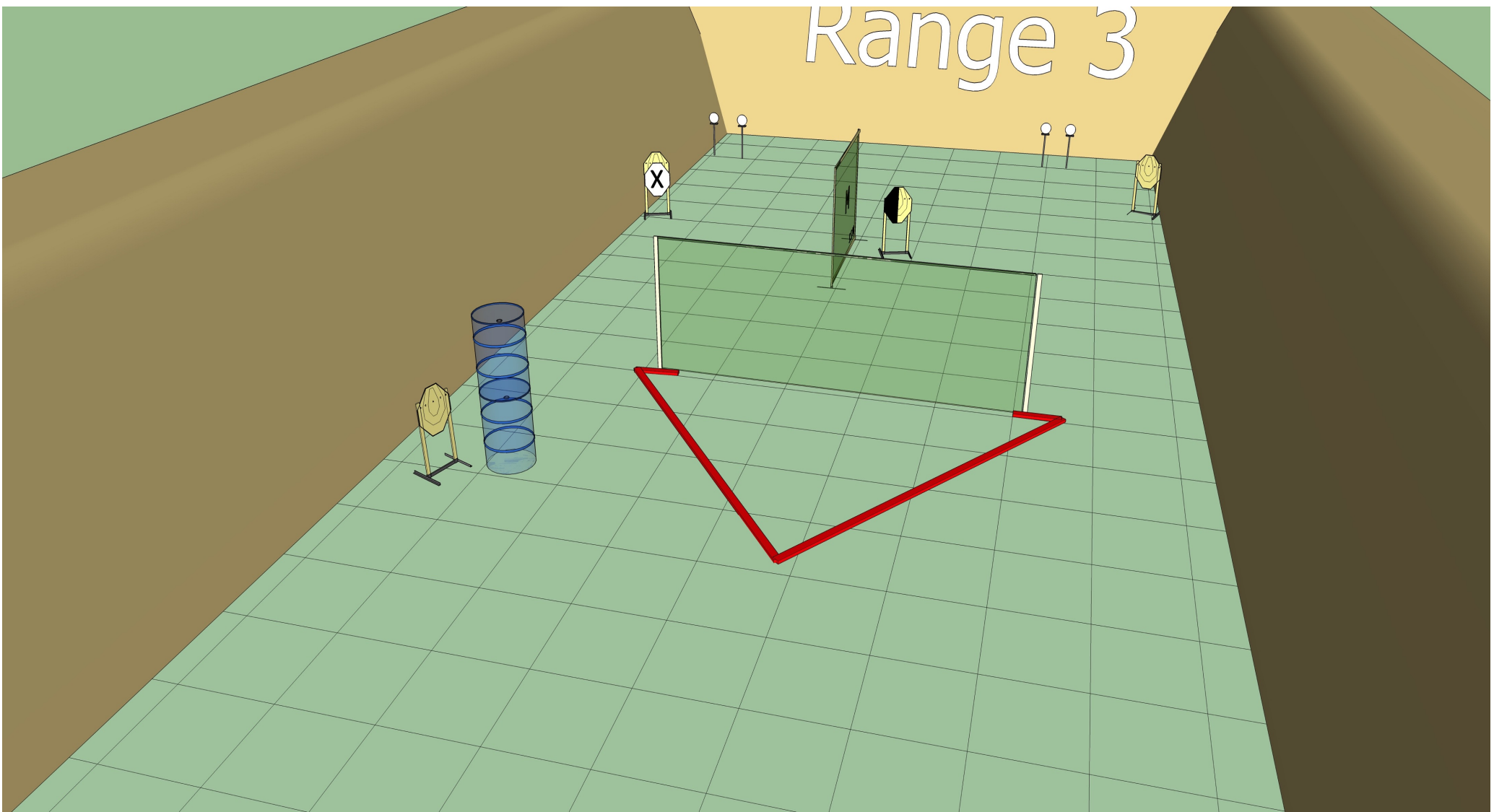
PCC: Option 1

Time starts: Audible Signal

Start position Standing in the demarcated facing down range as demonstrated.

Procedure: On signal engage targets while remaining in the demarcated area. Pulling rope will activate mover M7 it will stay visible

Range 3



RANGE OFFICER BRIEFING

12	4	0	Yes	4	0	0

Stage 3 Range 3:
PCC: Option 1


Ready condition:

Time starts: Audible Signal

Start position: Standing in the demarcated area facing down range as demonstrated.

Procedure: On signal engage targets while remaining in the demarcated area.

Range 4



RANGE OFFICER BRIEFING

32	14	0	Yes	2	0	2

Stage 4 Range 4:

Distance: 3 - 14m

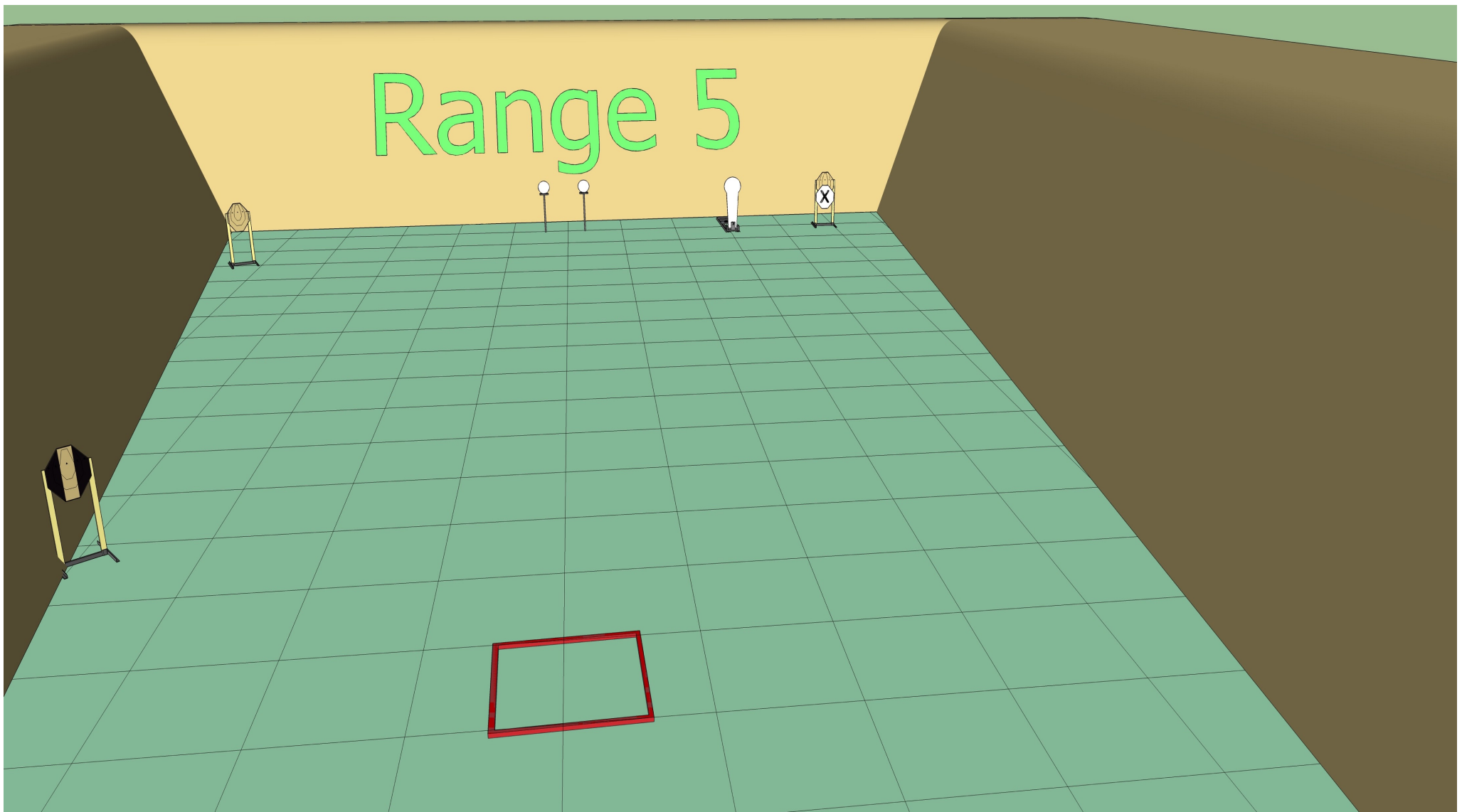
Ready condition: Firearm placed on table with all magazines placed on table or drum or as demonstrated.

PCC: Option 3

Time starts: Audible Signal

Start position: Standing in the demarcated area facing downrange.

Procedure: On signal engage targets while remaining in the demarcated area



RANGE OFFICER BRIEFING

9	0	3	Yes	2	0	1

Stage 5 Range 5:


Ready condition:

PCC: Option 1

Time starts: Audible Signal

Start position: Standing in the demarcated area, facing down range as demonstrated.

Procedure: On signal engage targets while remaining in the demarcated area.



RANGE OFFICER BRIEFING

Stage 6 Range 8: **Distance:** 5 – 12m

Ready condition:

PCC: Option 1

Time starts: Audible Signal

Start position: Standing in the demarcated area, facing down range as demonstrated.

Procedure: On signal engage targets while remaining in the demarcated area.

24	11	0	Yes	2	0	0