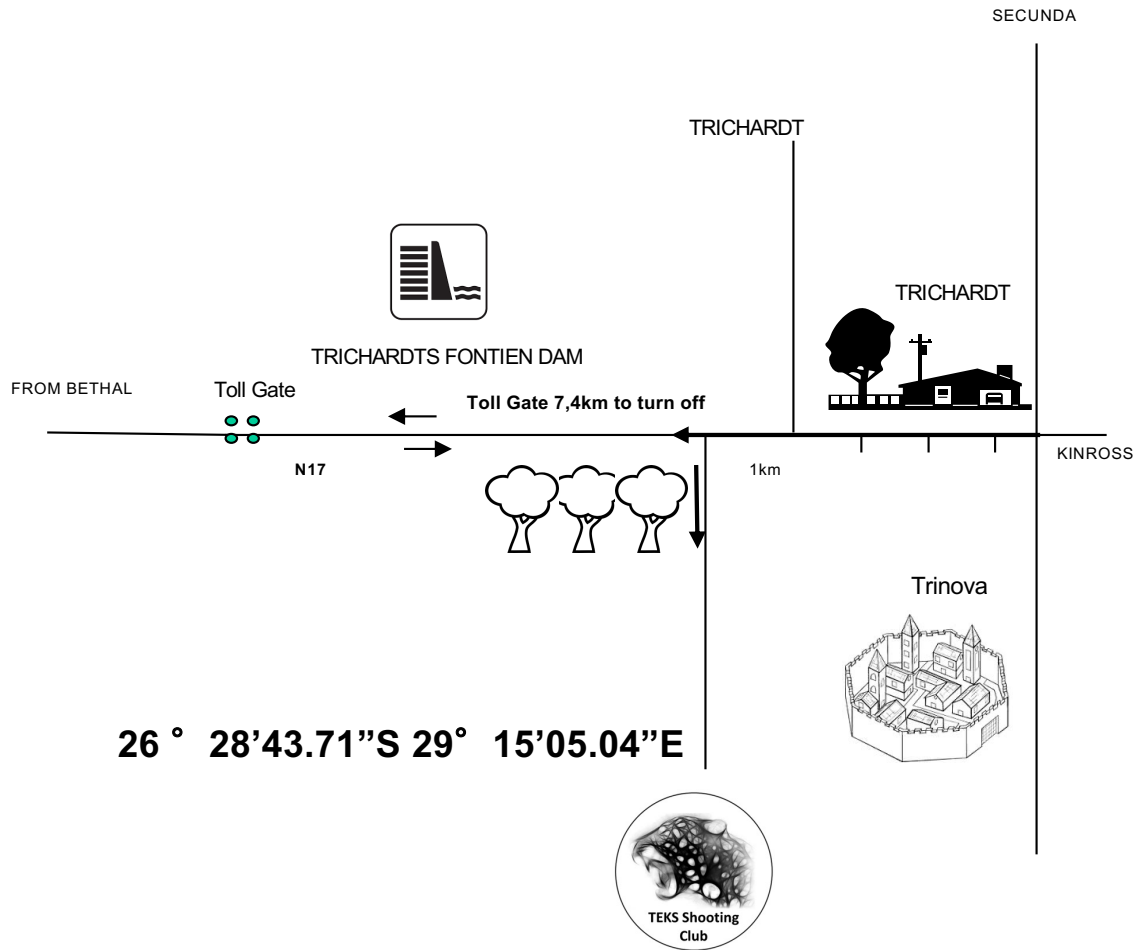


# **Teks Club shoot 7**

**6 / 7 August 2022**

**TEKS Shooting Club  
TRICHARDT**

# TEKS SHOOTING CLUB



## STAGES

Stage	Range	Rounds		
1	2	23		
2	3	31		
3	4	32		
4	5	23		
5	6	12		
6	7	9		
		130		

### RULES

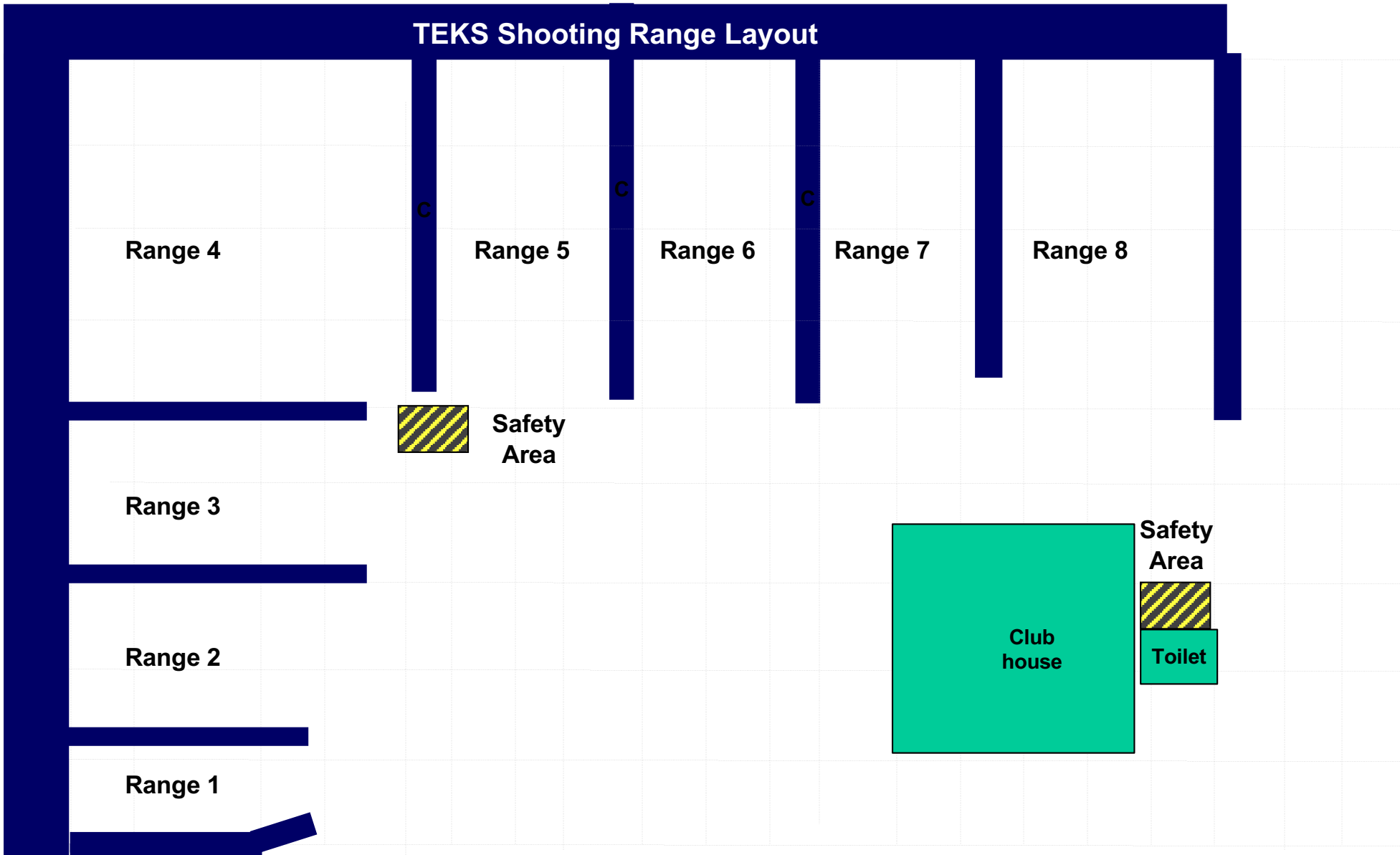
- The competition will be run according to the current IPSC rules.
- The wearing of eye and ear protection will be required during all stages of the match for participants and spectators
- Additional non shoots or barricades may be added to stages to enhance safety of all competitors and spectators
- Registration takes place from 08:30 to 08:45
- The RO briefing starts at 08:30
- The shooting competition commences 9:00

MATCH DIRECTOR: [ Jan Strydom]

ARBITRATORS: Will be appointed on the day

RM: [ Martin van Zyl]

# TEKS Shooting Range Layout



Unloading  
Station

Safety  
Area




- T=IPSC target
- MT=IPSC mini target
- PL= IPSC plate
- P=IPSC popper
- MP=IPSC mini popper
- M=Mover
- Number on paper targets =placement of target or mover

Gate

Parking Area  
(OUTSIDE RANGE AREA)

# Range 2



## RANGE OFFICER BRIEFING

23	11	0	Yes	0	0	1

**Stage 1 Range 2:**


**Distance:** 2 -12 m

**Ready condition:** HG unloaded placed on drum with all mags  
PCC :Option 3 unloaded placed on drum with all mags

**Time starts:** Audible Signal

**Start position:** Sitting on the chair back against backrest hands on knees.

**Procedure:** On signal engage targets while remaining in the demarcated area. P1 activates M8 it will remain visible at rest



**RANGE OFFICER BRIEFING**

31	13	0	Yes	2	0	3	1

**Stage 2 Range 3:**

**Distance:** 3-10m


**Ready condition:**

**PCC :option 1**

**Time starts:** Audible Signal

**Start position:** Standing both heels touching x

**Procedure:** On signal engage targets while remaining in the demarcated area



### RANGE OFFICER BRIEFING

32	13	0	Yes	3	0	3

Stage 3 Range 4:

Distance: 3-13 M


Ready condition : PCC option 1

Time starts: Audible Signal

Start position: Standing with at least one foot touching x facing the backstop as demonstrated.

Procedure: On signal engage targets while remaining in the demarcated area  
P3 will activate M6 will remain visible at rest

# Range 5



## RANGE OFFICER BRIEFING

23	9	0	No	4	0	1

Stage 4 Range 5:

Distance: 12M

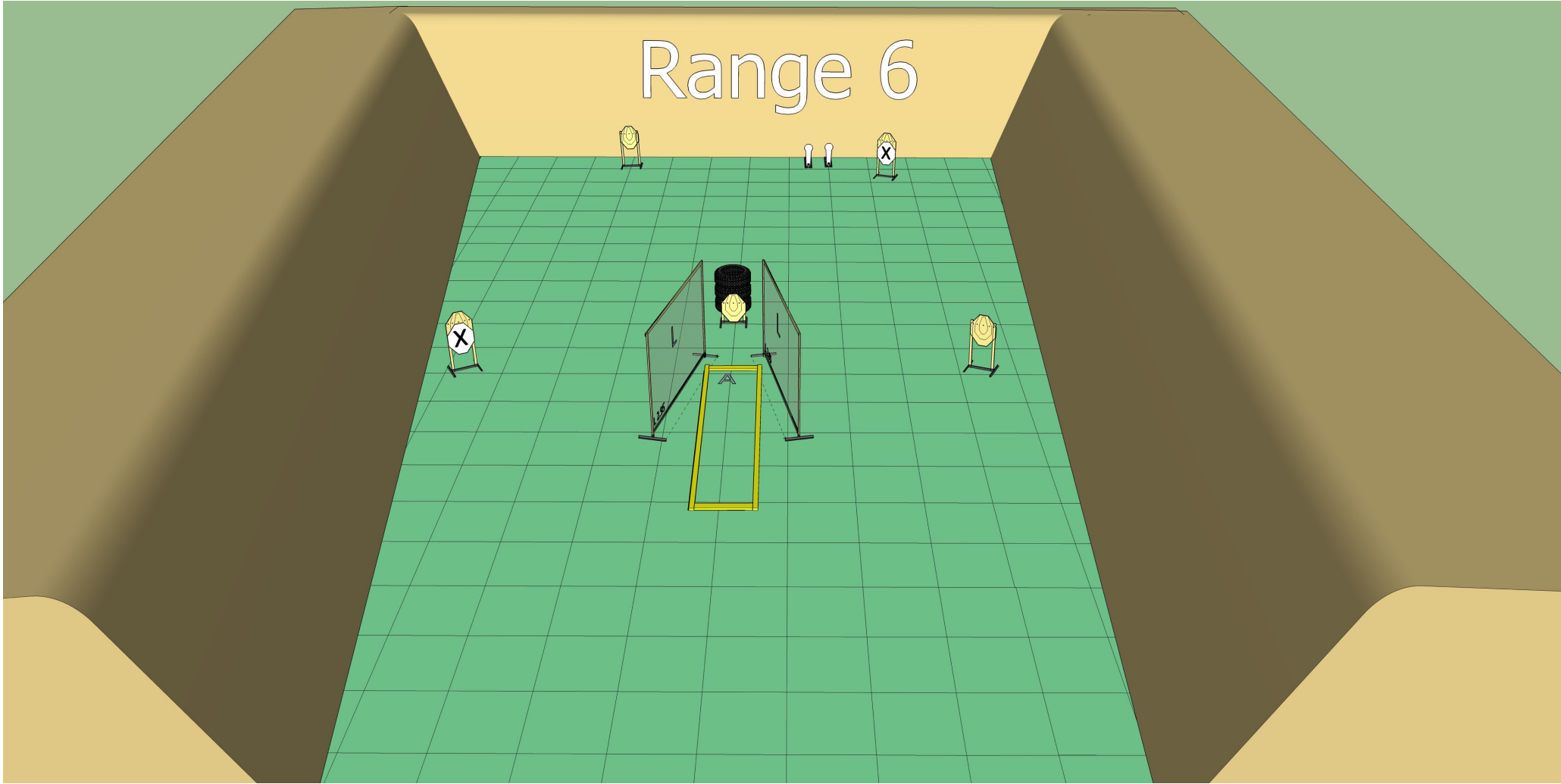
**Ready condition :** HG Unloaded chamber and magwell empty placed on the PCC :Option 3.

**Time starts:** Audible Signal

**Start position:**

**Procedure:** On signal engage targets while remaining in the demarcated area. P1 activates M2 it will remain visible at rest.

# Range 6



## RANGE OFFICER BRIEFING

Stage 5 Range 6: Distance: M7-12

Ready condition :

:PCC option 1


Time starts: Audible Signal

Start position: Standing both toes touching A

Procedure: On signal engage targets while remaining in the demarcated area

12	5	0	Yes	0	2	0





### RANGE OFFICER BRIEFING

9	4	0	Yes	1	0	0

Stage 6 Range 7:

Distance: 4-11M

Ready condition

PCC Option 2

Time starts: Audible Signal

Start position: Standing in the demarcated area facing downrange **HG**: hands above shoulders.

Procedure: On signal engage targets while remaining in the demarcated area.