

**Teks Club shoot 7**

**4- 5 Aug 2018**

**TEKS Shooting Club  
TRICHARDT**

# TEKS SHOOTING CLUB

# STAGES

**6  
stages**

**122 rounds**

## RULES

- The competition will be run according to the current IPSC rules.
- The wearing of eye and ear protection will be required during all stages of the match for participants and spectators
- No testing of the range equipment will be allowed prior to or during the match
- Additional non shoots or barricades may be added to stages to enhance safety of all competitors and spectators
- Registration takes place from 08:30 to 09:30
- Range building starts at 9:30

MATCH DIRECTOR: [Hendrik Engelbrecht]

ARBITRATORS: Will be appointed on the day

CHIEF RO: [Fanie Pretorius]

SECUNDA

TRICHARDT

TRICHARDTS FONTIEN DAM

Toll Gate

Toll Gate 7,4km to turn off

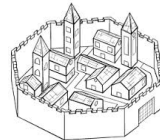

KINROSS

N17

1km

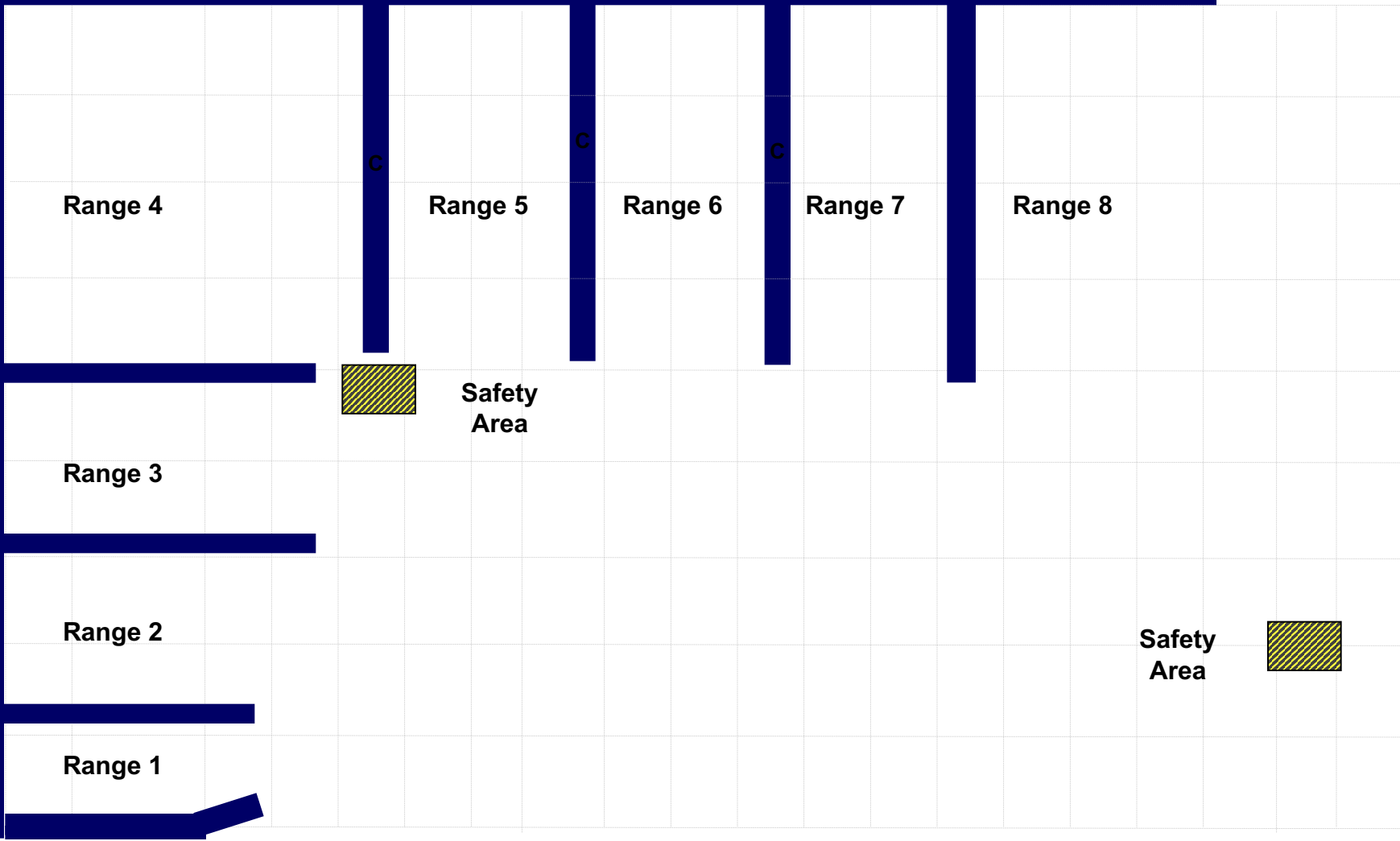
Trinova

**26 ° 28'43.71"S 29° 15'05.04"E**



FROM BETHAL

# TEKS Shooting Range Layout




**Unloading  
Station**

**Safety  
Area**

**Gate**

**Parking Area  
(OUTSIDE RANGE AREA)**

# Range 1



## RANGE OFFICER BRIEFING

**Stage 1 Range 1: Distance:** 5-10M

**Ready condition:** Firearm loaded placed on the drum facing downrange.

**Time starts:** Audible Signal.

**Start position:** Hands raised above shoulders facing downrange both heels touching X

**Procedure:** On signal engage targets while remaining in the demarcated area.



25

7

4


Yes

1

2

0

# Range 1



**Stage 2 Range 2:**

**Distance:** 5-10M

**Ready condition:**

**Time starts:** Audible Signal.

**Start position:** : Hands raised above shoulders facing downrange

**Procedure:** On signal engage targets while remaining in the demarcated area.

## RANGE OFFICER BRIEFING



9



4



0



No



0




1



0

# Range 1



**Stage 3 Range 2:**

**Distance:** 5-10M

**Ready condition:**

**Time starts:** Audible Signal.

**Start position:** : Hands raised above shoulders facing downrange

**Procedure:** On signal engage targets with weak hand only while remaining in the demarcated area.

## RANGE OFFICER BRIEFING



9



4



0



No



0




1



0





## RANGE OFFICER BRIEFING

26	12	0	yes	2	0	0


**Stage 4 Range 3: Distance:** 3-12m

**Ready condition: Time starts:** Audible Signal.

**Start position:**

**Procedure:** On signal engage targets while remaining in the demarcated area.

Pulling the rope will activate S6 it will remain visible



## RANGE OFFICER BRIEFING

29	11	0	yes	0	6	1

**Stage 5 Range 4: Distance:** 4-12m

**Ready condition:** Mag inserted chamber empty, all other mags on drum.

**Time starts:** Audible Signal.


**Start position:** Both hands touching X

**Procedure:** On signal engage targets while remaining in the demarcated area.

P1 will activate M4 it will disappear



# Range 5



## RANGE OFFICER BRIEFING

24	11	0	Yes	0	2	0

**Stage 6 Range 8 Distance:** 4-12M

**Ready condition:**

**Time starts:** Audible Signal.

**Start position:**

**Procedure:** : On signal engage targets while remaining in the demarcated area.