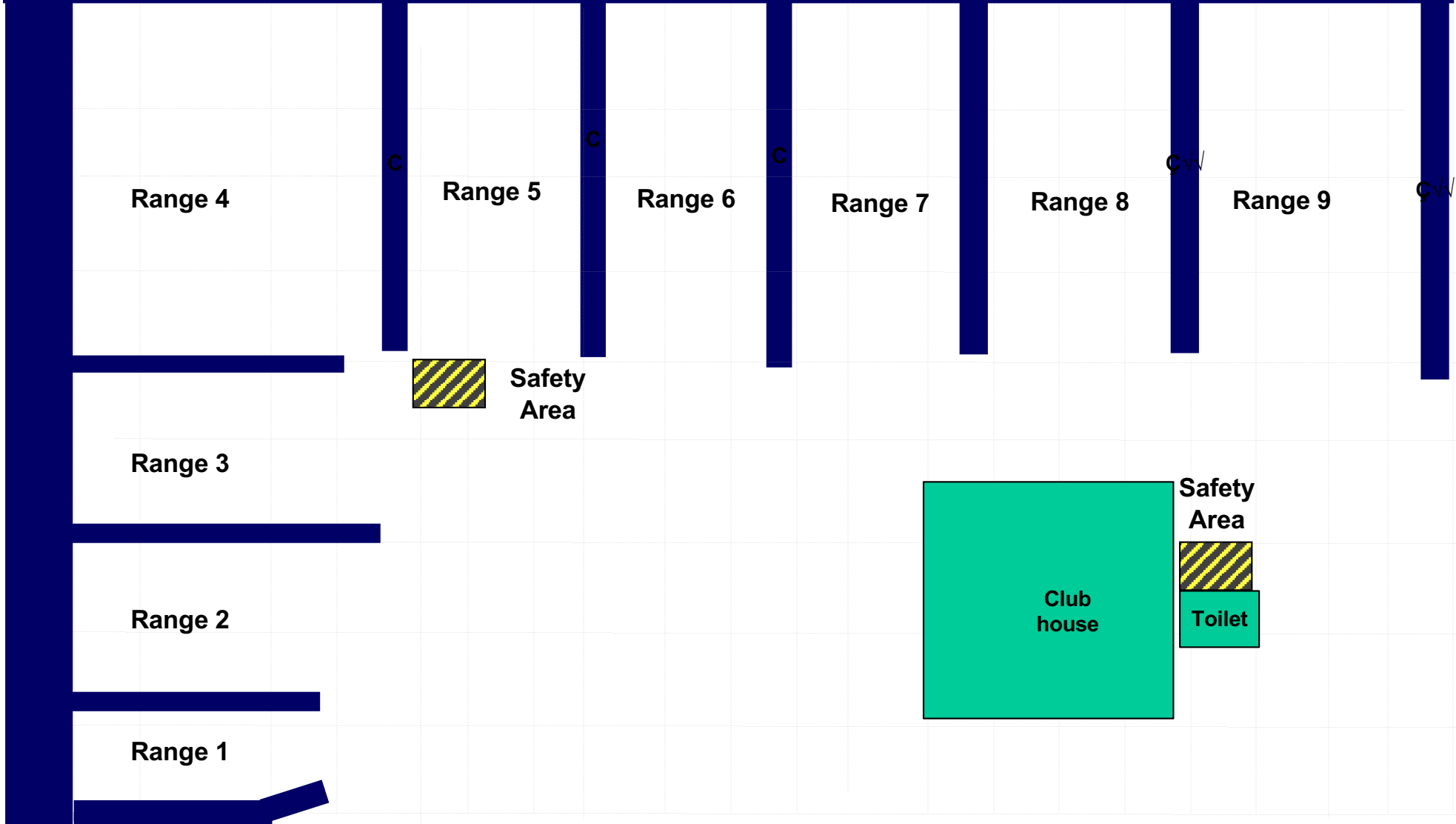


# **2024 TEKS 2**

**24 - 25 FEB 2024**

**TEKS Shooting Club  
TRICHARDT**

# TEKS Shooting Range Layout

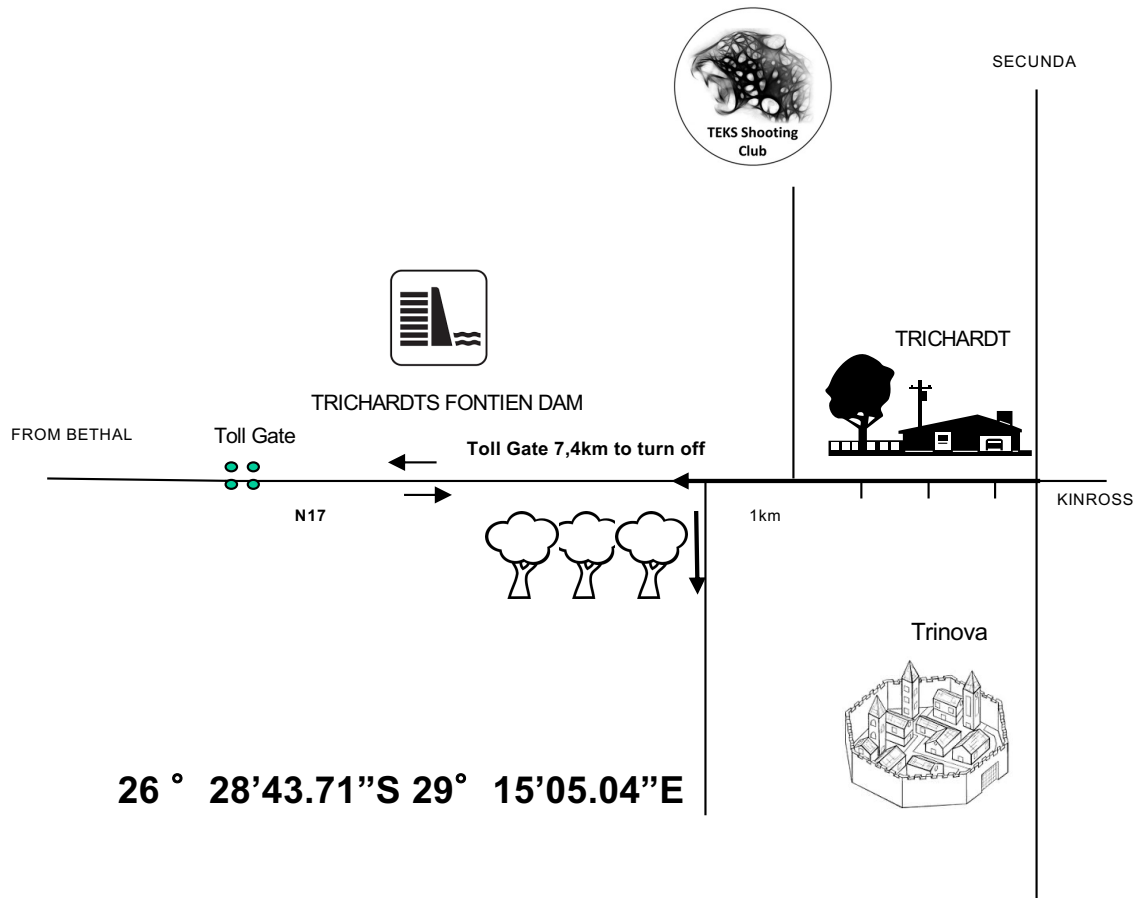


- T=IPSC target
- MT=IPSC mini target
- PL= IPSC plate
- P=IPSC popper
- MP=IPSC mini popper
- M=Mover
- Number on paper targets =placement of target or mover

Gate

Parking Area  
(OUTSIDE RANGE AREA)

# TEKS SHOOTING CLUB



**26 ° 28'43.71" S 29° 15'05.04" E**

## STAGES

Stage	Range	Rounds		
1	1	10		
2	3	12		
3	5	24		
4	6	24		
5	7	9		
6	8	22		
		101		

## RULES

- The competition will be run according to the current IPSC rules.
- The wearing of eye and ear protection will be required during all stages of the match for participants and spectators
- Additional non shoots or barricades may be added to stages if necessary.
- Registration takes place from 08:30 to 08:45
- The shooting competition commences 9:00.
- Competitors may enter more than one discipline or division but not on the same day.
- Dedicated status points will only count once .
- MPSA log points will count for each additional division or discipline.
- Only the first score per discipline or division will be used for log .

MATCH DIRECTOR: Jan Strydom

ARBITRATORS: Will be appointed on the day

Arbitration fee : R200.00

Range Master:

Jan Strydom


CRO:

Martin van Zyl

STATS OFFICER:

Madeleine Engelbrecht

# Range 1



## RANGE OFFICER BRIEFING

10	0	5	Yes	0	0	0


### Stage 1 Range 1

**Ready condition:** PCC :Option 1

**Time starts:** Audible Signal.

**Start position.** Toes of both feet touching X facing downrange as demonstrated.

**Procedure:** On signal engage targets while remaining in the demarcated area.



### RANGE OFFICER BRIEFING

12	6	0	Yes	0	0	0

#### Stage 3 Range 3:


**Ready condition:**

PCC: Option 1








**Time starts:** Audible Signal

**Start position:** Standing anywhere in the demarcated area facing downrange as demonstrated.

**Procedure:** On signal engage targets while remaining in the demarcated area



### RANGE OFFICER BRIEFING

						
24	10	0	Yes	4	0	0

### Stage 5 Range 5

Ready condition:

PCC: Option 1








Time starts: Audible Signal

Start position: Standing anywhere in the demarcated area facing downrange as demonstrated. .

Procedure: On signal engage targets while remaining in the demarcated area.



### RANGE OFFICER BRIEFING

						
24	11	0	Yes	0	2	0


Stage 6 Range 6

Ready condition: PCC Option 1

Time starts: Audible Signal

Start position: Standing anywhere in the demarcated area facing downrange as demonstrated.

Procedure: On signal engage targets while remaining in the demarcated area.



### RANGE OFFICER BRIEFING

9	4	0	No	1	0	0

### Stage 7 Range 7

Ready condition : PCC Option 2

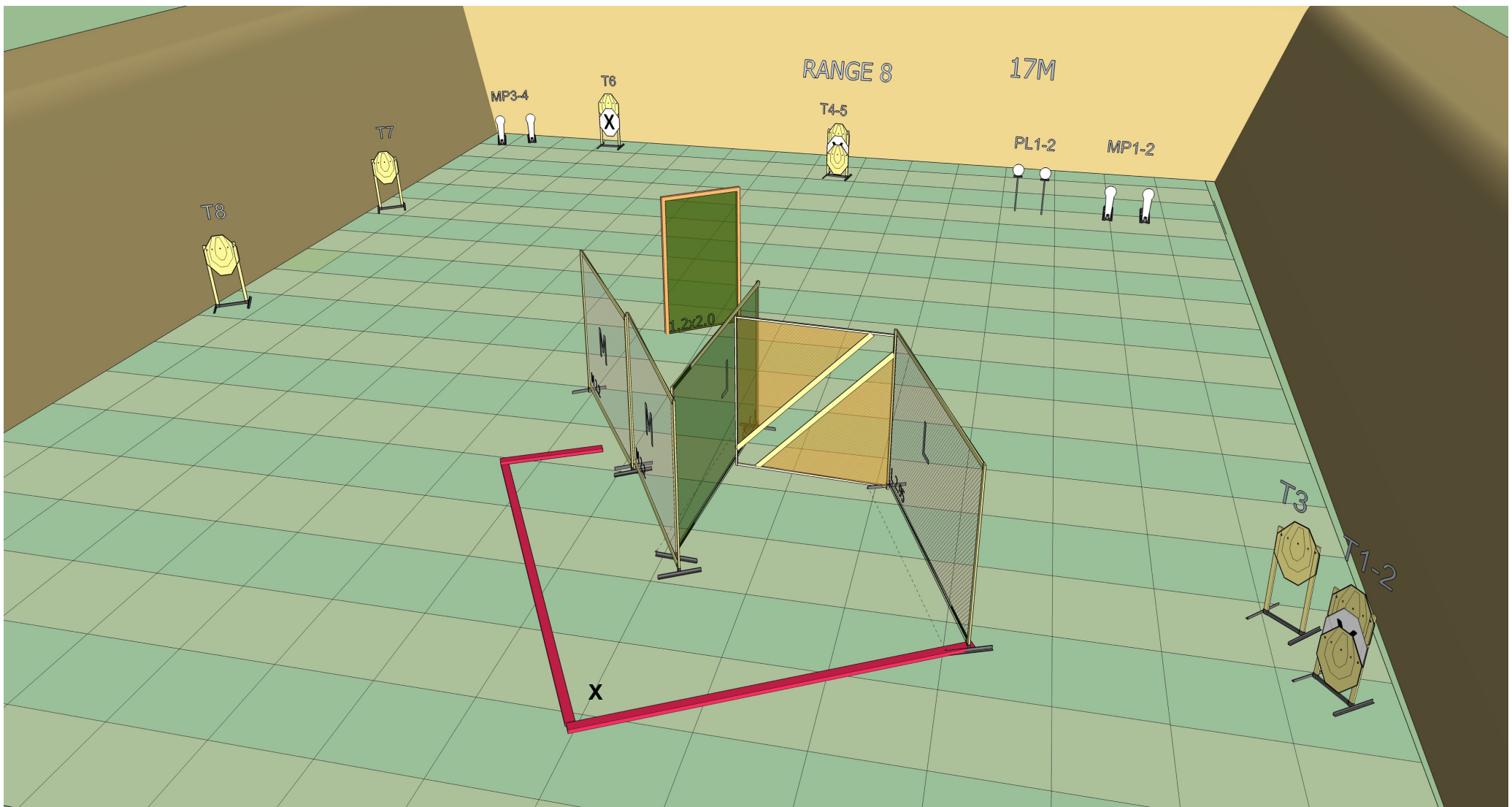
Time starts: Audible Signal

**HG Start position:** Standing relaxed in the demarcated area facing up range as demonstrated.


**PCC Start position:** Standing relaxed in the demarcated area facing down range as demonstrated.

**Procedure:** On signal engage all targets while remaining in the demarcated area





## RANGE OFFICER BRIEFING



22

8

0

Yes

2

4

0

### Stage 8 Range 8

**Ready condition :** HG loaded chamber empty

**PCC:** Option 2

**Time starts:** Audible Signal

**Start position:** Standing relaxed heels touching X facing downrange as demonstrated.

**Procedure:** On signal engage all targets while remaining in the demarcated area