

Teks Club shoot 7

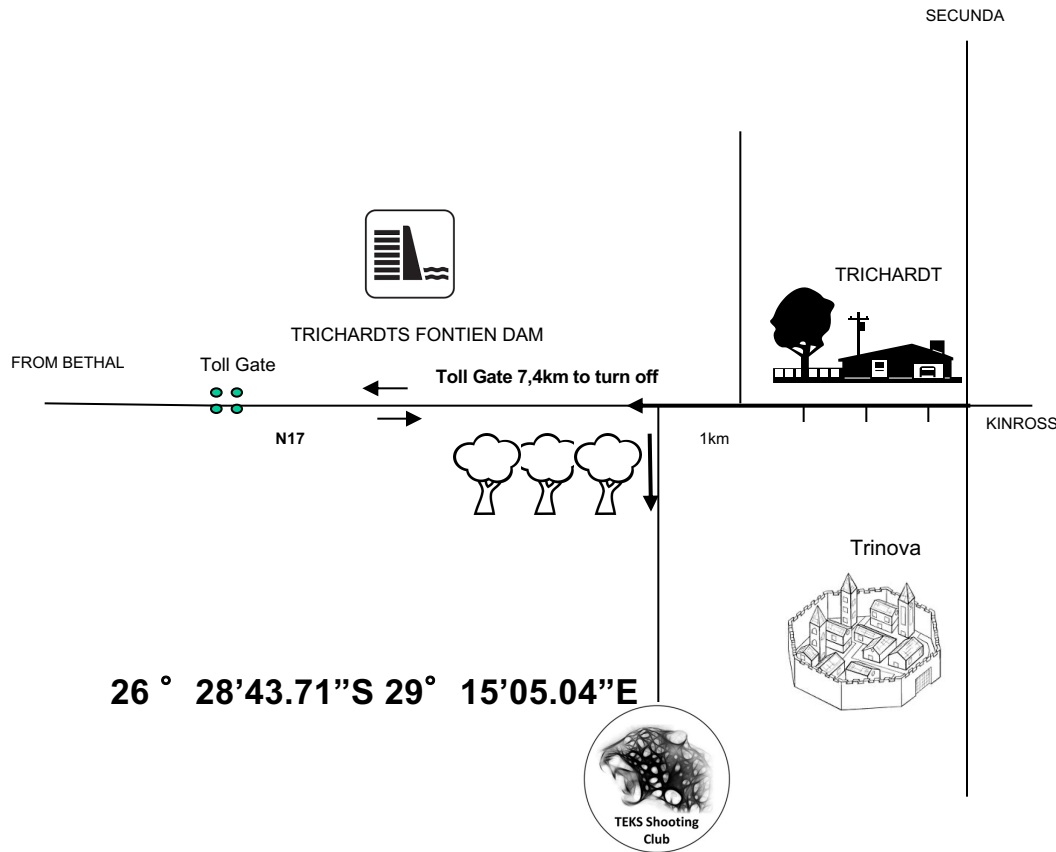
05 - 06 Aug 2023

**TEKS Shooting Club
TRICHARDT**

TEKS SHOOTING CLUB

STAGES

| Stage | Range | Rounds |
|-------|-------|--------|
| 1 | 1 | 9 |
| 2 | 2 | 24 |
| 3 | 3 | 16 |
| 4 | 4 | 34 |
| 5 | 7 | 12 |
| 6 | 8 | 26 |
| | | 121 |
| | | |
| | | |
| | | |



RULES

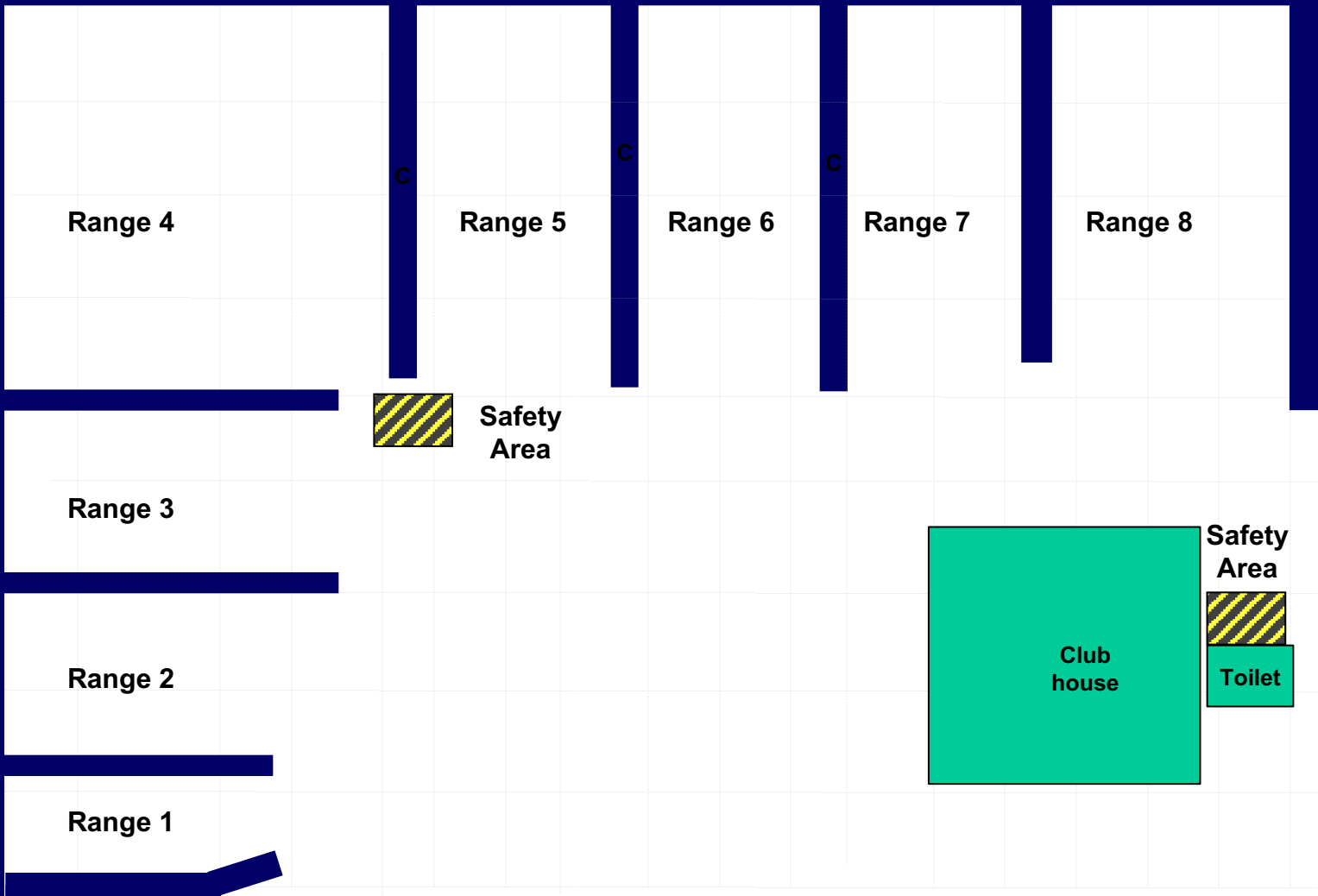
- The competition will be run according to the current IPSC rules.
- The wearing of eye and ear protection will be required during all stages of the match for participants and spectators
- Additional non shoots or barricades may be added to stages to enhance safety of all competitors and spectators
- Registration takes place from 08:30 to 08:45
- The RO briefing starts at 08:30
- The shooting competition commences 09:00

MATCH DIRECTOR: Jan Strydom

ARBITRATORS: Will be appointed on the day

RM: Martin van Zyl

TEKS Shooting Range Layout

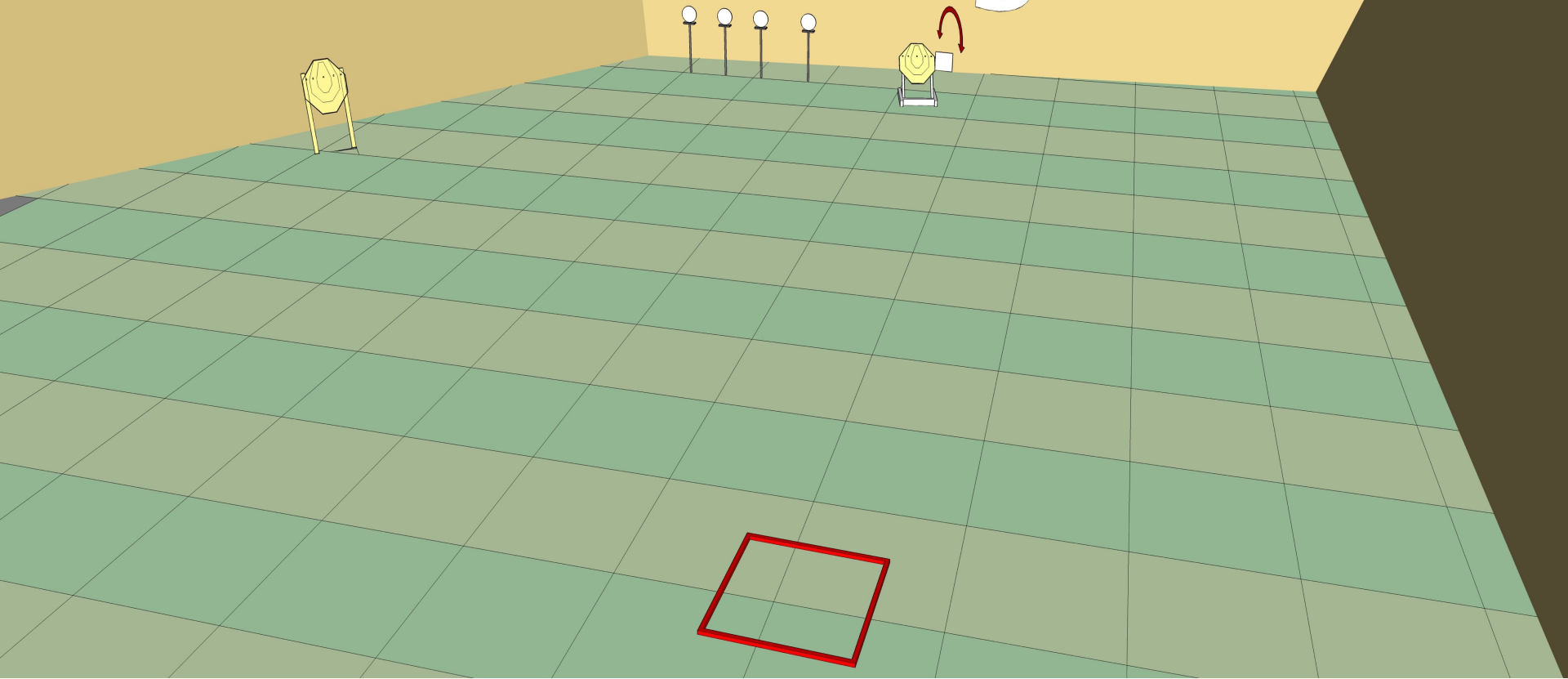


Unloading Station
Safety Area

T=IPSC target
 MT=IPSC mini target
 PL= IPSC plate
 P=IPSC popper
 MP=IPSC mini popper
 M=Mover
 Number on paper targets =placement of target or mover

Gate
 Parking Area
 (OUTSIDE RANGE AREA)

Range 1



RANGE OFFICER BRIEFING



9



2



0



No



5



0



0

Stage 1 Range 1

Ready condition:


PCC: Option 1

Time starts: Audible Signal

Start position: Standing relaxed in the demarcated area facing downrange.

Procedure: On signal engage targets while remaining in the demarcated area PL 1 will activate mover T1 that will disappear.

Range 2



RANGE OFFICER BRIEFING



24



11



0



Yes



0



2



0

Stage 2 Range 2:

Ready condition:


PCC: Option 1

Time starts: Audible Signal








Start position: Standing anywhere in the demarcated area facing downrange

Procedure: On signal engage targets while remaining in the demarcated area

P1 will activate mover T5 that will stay visible.



RANGE OFFICER BRIEFING

| | | | | | | |
|--|---|---|---|---|---|---|
|  |  |  |  |  |  |  |
| 16 | 7 | 0 | Yes | 0 | 0 | 2 |

Stage 3 Range 3:

Ready condition:

PCC: Option 2

Time starts: Audible Signal

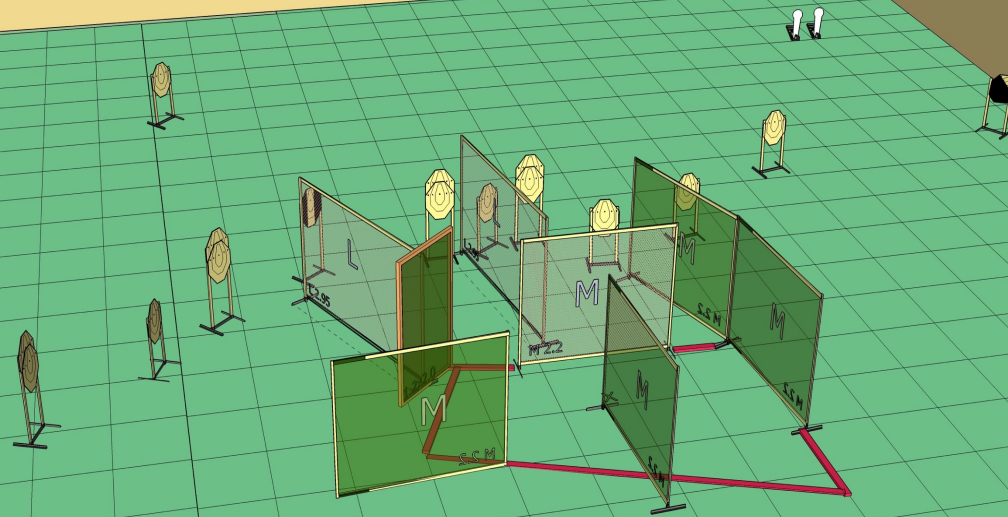
Start position: Standing relaxed heels touching X, HG palms above shoulders facing downrange as demonstrated.

Procedure: On signal engage targets while remaining in the demarcated area.

P 1 will activate mover T5 that will stay visible.

P 2 will activate mover T4 that will disappear.

Range 4



RANGE OFFICER BRIEFING



34



16



0



No



0



0



2

Stage 4 Range 4


Ready condition:

PCC: Option 1








Time starts: Audible Signal

Start position: Heels touching facing downrange.

Procedure: On signal engage targets while remaining in the demarcated area



RANGE OFFICER BRIEFING

| | | | | | | |
|--|---|---|---|---|---|---|
|  |  |  |  |  |  |  |
| 12 | 6 | 0 | Yes | 0 | 0 | 0 |

Stage 5 Range 7


Ready condition HG: Unloaded.

PCC: Option 3

Time starts: Audible Signal

Start position: Standing at X facing directly as demonstrated .

Procedure: On signal engage all targets while remaining in the demarcated area



RANGE OFFICER BRIEFING

Stage 6 Range 8








Ready condition HG loaded chamber empty

PCC: Option 2

Time starts: Audible Signal

Start position: Standing relaxed toes touching X as demonstrated facing downrange

Procedure: On signal engage all targets while remaining in the demarcated area

| | | | | | | |
|--|---|---|---|---|---|---|
|  |  |  |  |  |  |  |
| 26 | 11 | 0 | No | 2 | 0 | 2 |