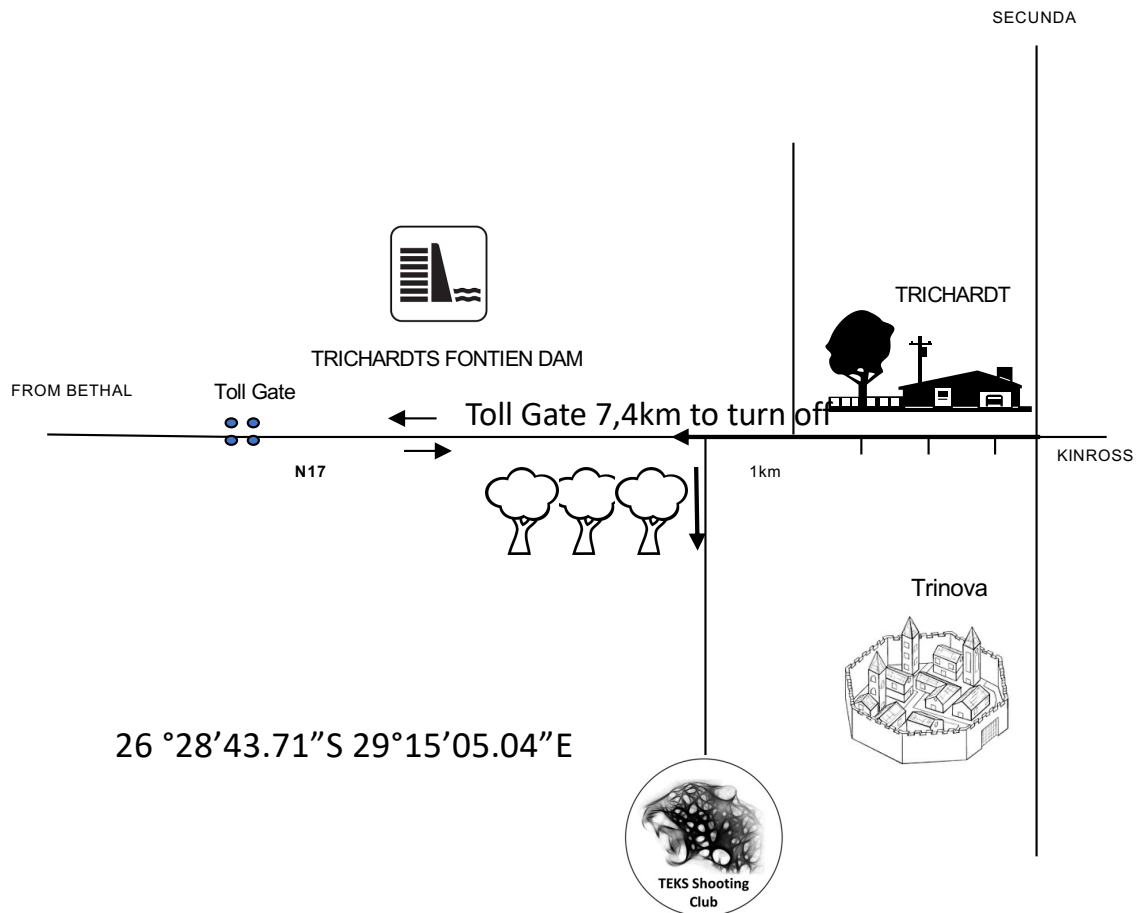


# Teks Club shoot 10

4-5 NOV 2023

TEKS Shooting Club  
TRICHARDT

# TEKS SHOOTING CLUB



26 °28'43.71" S 29°15'05.04" E

## STAGES

Stage	Range	Rounds		
1	1	8		
2	3	21		
3	3	22		
4	5	12		
5	7	12		
6	8	30		
		105		

### RULES

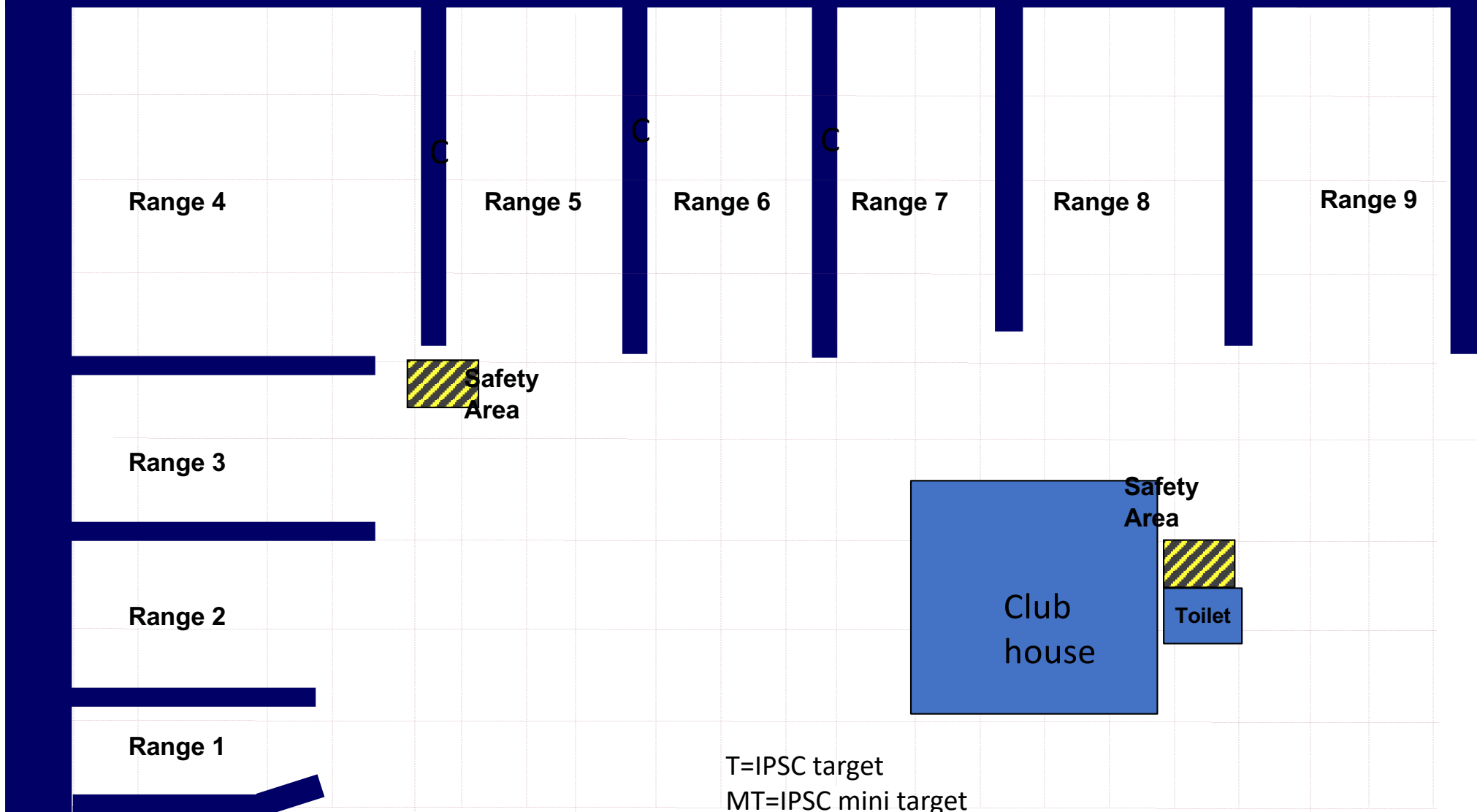
- The competition will be run according to the current IPSC rules.
- The wearing of eye and ear protection will be required during all stages of the match for participants and spectators
- Additional non shoots or barricades may be added to stages to enhance safety of all competitors and spectators
- Registration takes place from 08:30 to 08:45
- The RO briefing starts at 08:30
- The shooting competition commences 09:00

MATCH DIRECTOR: Jan Strydom

ARBITRATORS: Will be appointed on the day


RM: Martin van Zyl

# TEKS Shooting Range Layout



Gate      Parking Area  
(OUTSIDE RANGE AREA)

- T=IPSC target
- MT=IPSC mini target
- PL= IPSC plate
- P=IPSC popper
- MP=IPSC mini popper
- M=Mover
- Number on paper targets =placement of target or mover



Stage 1 Range 1

Ready condition:

PCC: Option 1

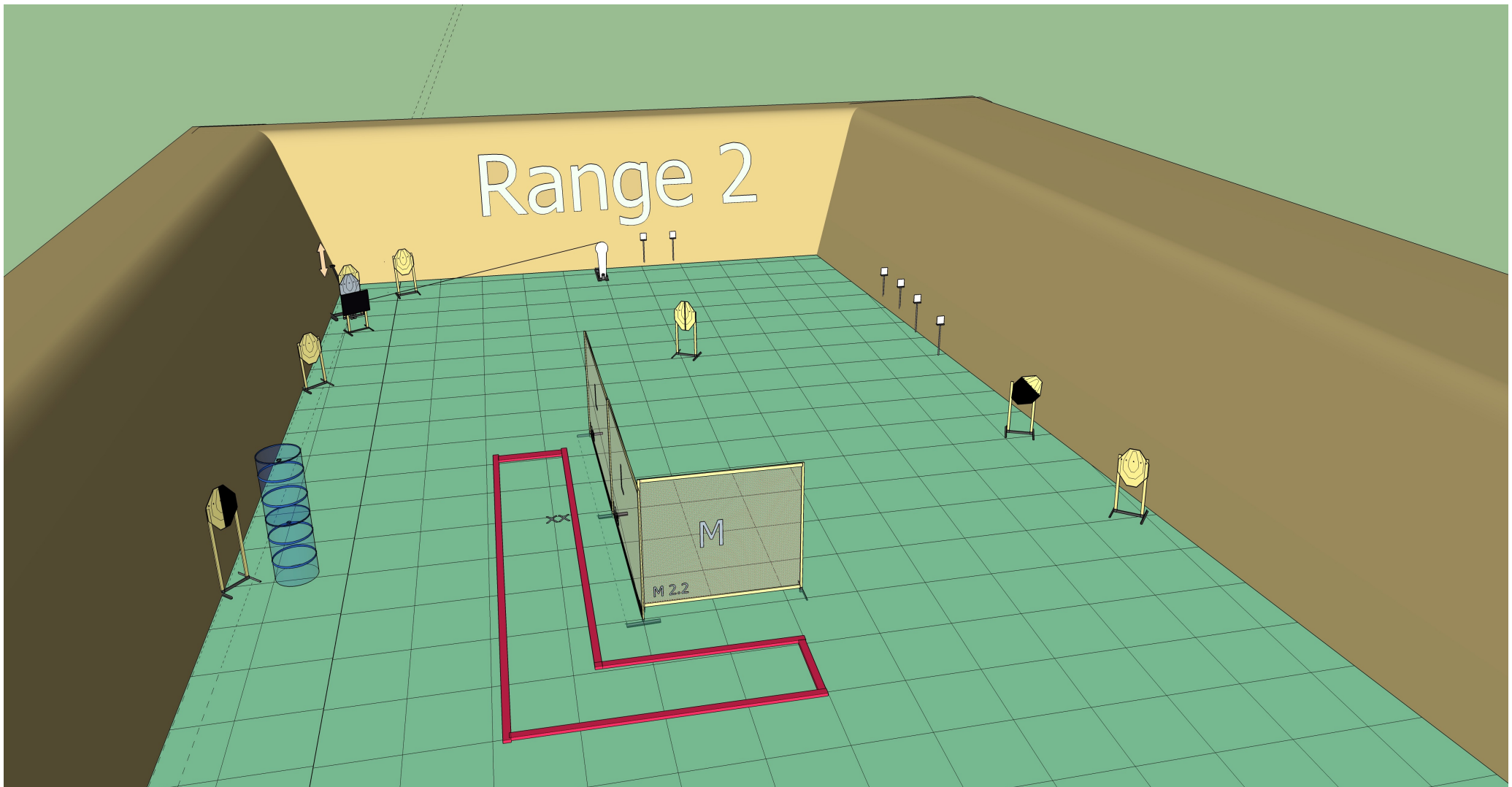
Time starts: Audible Signal

Start position: Standing relaxed facing downrange as demonstrated.








Procedure: On signal engage targets while remaining in the demarcated area. P1 will activate M1 it will remain visible.

RANGE OFFICER BRIEFING

<b>8</b>	<b>3</b>	<b>0</b>	<b>No</b>	<b>0</b>	<b>2</b>	<b>0</b>



### RANGE OFFICER BRIEFING

						
<b>21</b>	<b>7</b>	<b>0</b>	<b>Yes</b>	<b>6</b>	<b>0</b>	<b>1</b>


Stage 2 Range 2:

Ready condition: PCC: Option 3

Time starts: Audible Signal

Start position: Standing relaxed one foot touching X facing downrange as demonstrated

Procedure: On signal engage targets while remaining in the demarcated area. P1 will activate M1 it will remain visible.



### RANGE OFFICER BRIEFING

<b>22</b>	<b>10</b>	<b>0</b>	<b>Yes</b>	<b>0</b>	<b>0</b>	<b>2</b>

### Stage 3 Range 3:

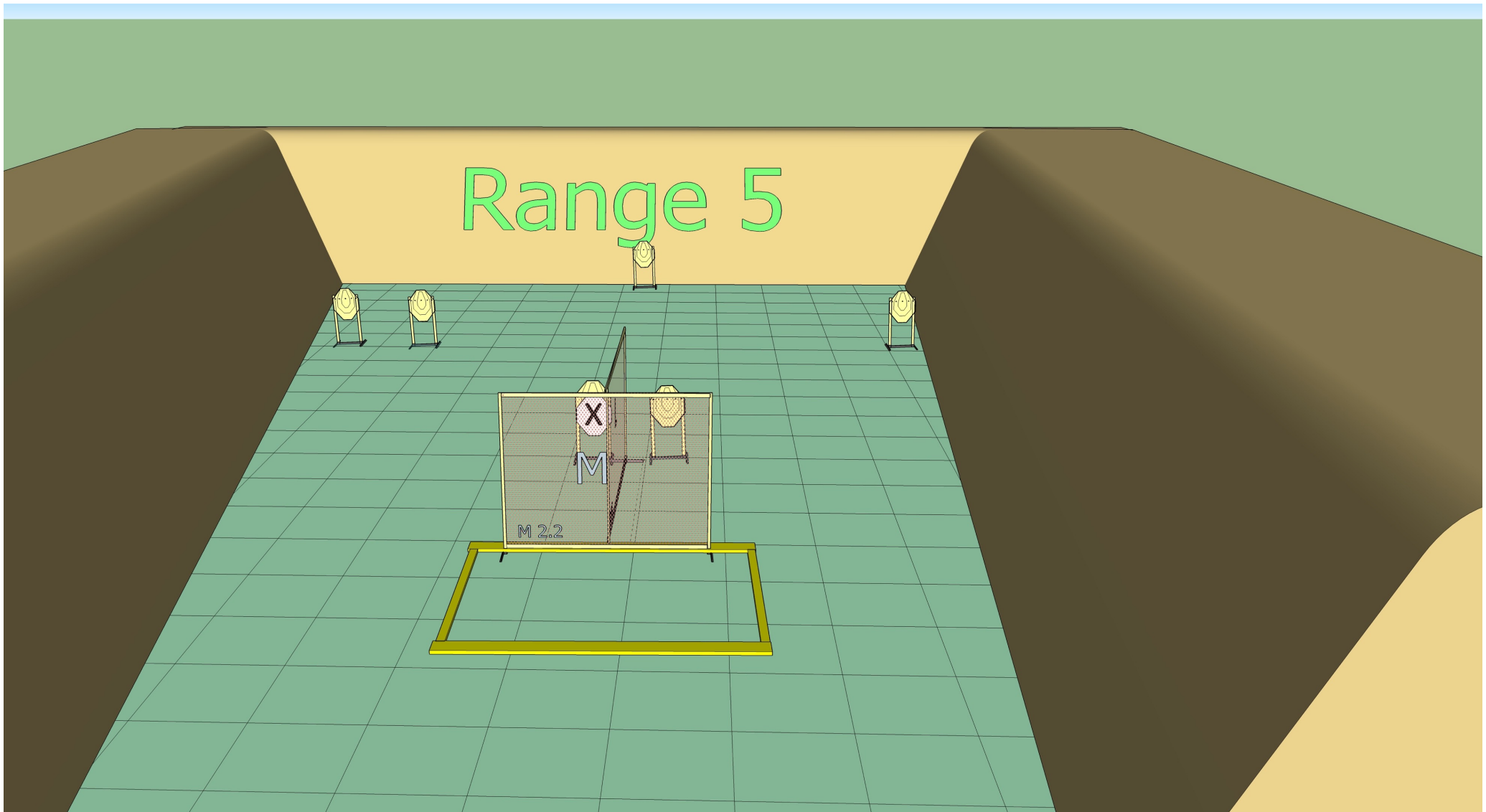
Ready condition: HG loaded chamber empty.

PCC: Option 2

Time starts: Audible Signal

Start position:

Procedure: On signal engage targets while remaining in the demarcated area.



### RANGE OFFICER BRIEFING

<b>12</b>	<b>6</b>	<b>0</b>	<b>Yes</b>	<b>0</b>	<b>0</b>	<b>0</b>

#### Stage 4 Range 5:

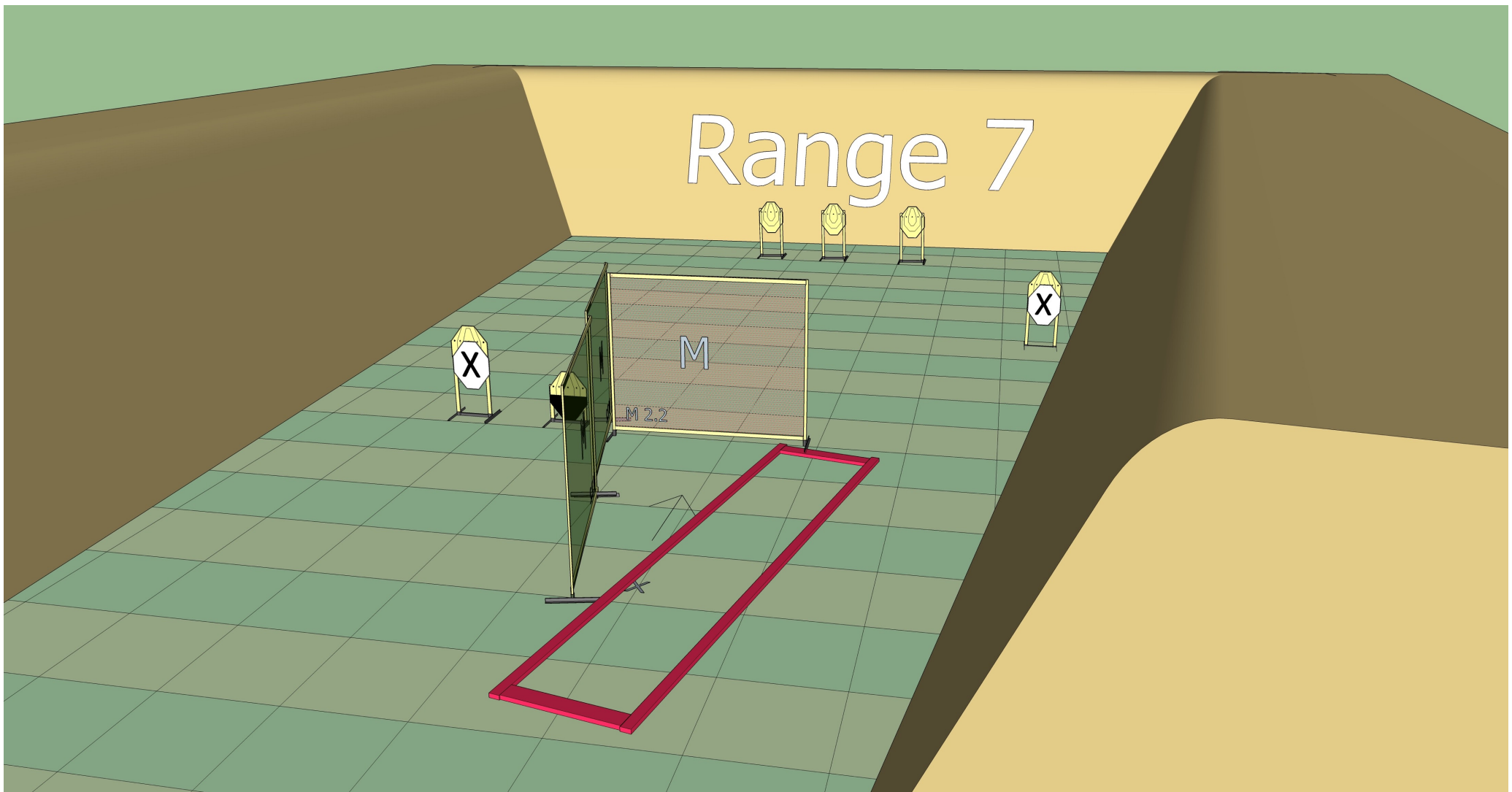
Ready condition : Loaded chamber empty

PCC: Option 3 Slide closed

Time starts: Audible Signal

Start position: HG hands raised above shoulders Standing anywhere in the demarcated area facing downrange as demonstrated.

Procedure: On signal engage targets while remaining in the demarcated area



### RANGE OFFICER BRIEFING

<b>12</b>	<b>6</b>	<b>0</b>	<b>Yes</b>	<b>0</b>	<b>0</b>	<b>0</b>

Stage 5 Range 7

Ready condition


PCC: Option 1

Time starts: Audible Signal

Start position: Standing at X facing downrange as demonstrated. .

Procedure: On signal engage all targets while remaining in the demarcated area





### RANGE OFFICER BRIEFING

<b>30</b>	<b>12</b>	<b>0</b>	<b>Yes</b>	<b>2</b>	<b>0</b>	<b>4</b>

Stage 6 Range 8:

Ready condition :Firearm and mags placed on the drum or drums in any combination

PCC: Option 3 Slide closed :

Time starts: Audible Signal

Start position: Hands raised above shoulders standing anywhere in the demarcated area facing downrange as demonstrated.

Procedure: On signal engage targets while remaining in the demarcated area