

Teks Club Shoot 11

7 November 2021

**TEKS Shooting Club
TRICHARDT**

TEKS SHOOTING CLUB

STAGES

Stage	Range	Rounds		
1	1	9		
2	2	12		
3	4	23		
4	5	12		
5	6	18		
6	8	30		
Total		104		

RULES

- The competition will be run according to the current IPSC rules.
- The wearing of eye and ear protection will be required during all stages of the match for participants and spectators
- Additional non shoots or barricades may be added to stages to enhance safety of all competitors and spectators
- Registration takes place from 08:30 to 08:45
- The RO briefing starts at 08:30
- The shooting competition commences 9:00

MATCH DIRECTOR: Jan Strydom

ARBITRATORS: Will be appointed on the day

RM: Martin van Zyl

SECUNDA

TRICHARDT

TRICHARDTS FONTIEN DAM

Toll Gate

Toll Gate 7,4km to turn off

N17

1km

KINROSS

Terranova

DD: -26.4764205, 29.251687

DMS: 26° 28'35"S 29° 15'06"E

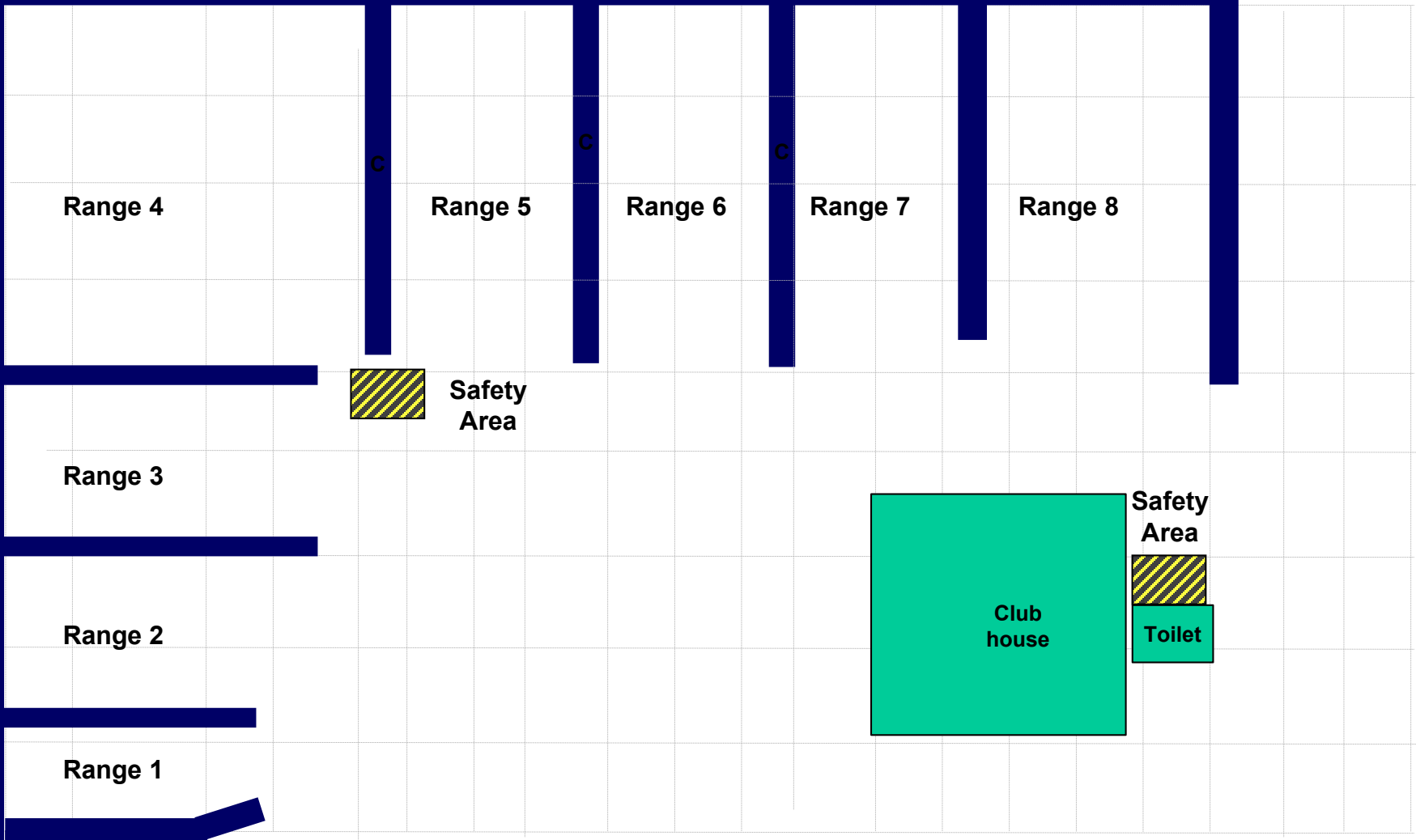
<https://goo.gl/maps/tzznu7H1hkfpX2Qb6>

<https://maps.apple.com/?ll=-26.476420,29.251687>

FROM BETHAL




TEKS Shooting Range Layout










- T=IPSC target
- MT=IPSC mini target
- PL= IPSC plate
- IP=IPSC popper
- MP=IPSC mini popper
- M/S=Mover/Swinger
- M MT = Mover mini target
- Number on paper targets =placement of target or mover

Gate

Parking Area
(OUTSIDE RANGE AREA)



RANGE OFFICER BRIEFING

						
9	4	0	Yes	0	0	1

Stage 1 Range 1:

Distance: 7-11m

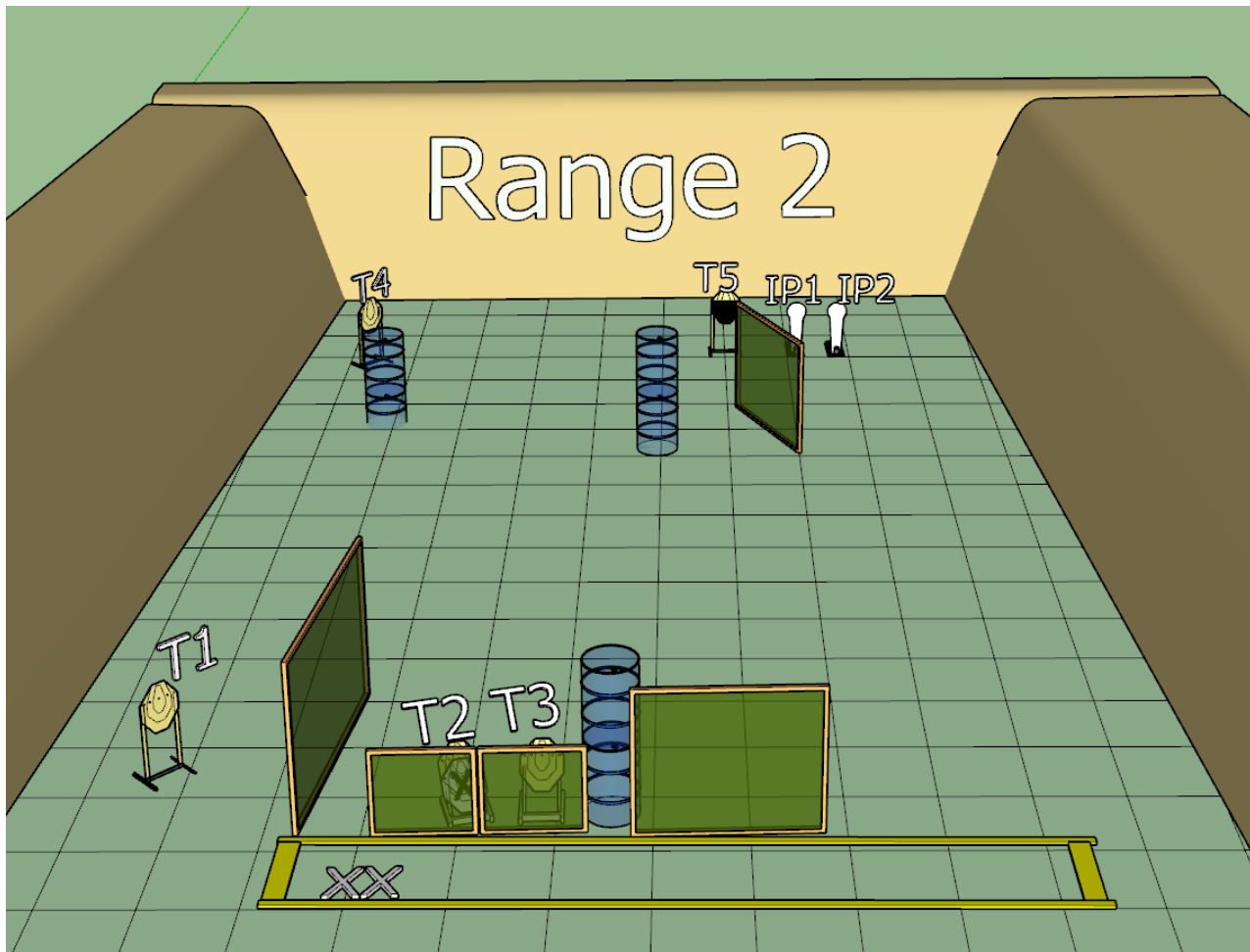
Ready condition: HG: Gun loaded and placed on table including all magazines

PCC: Option 1, placed on table incl. all magazines








Time starts: Audible Signal

Start position: Sitting on chair. Back against backrest hands on knees

Procedure: On signal engage targets while remaining seated.



RANGE OFFICER BRIEFING

						
12	5	0	Yes	0	0	2

Stage 2 Range 2:

Distance: 1-15m

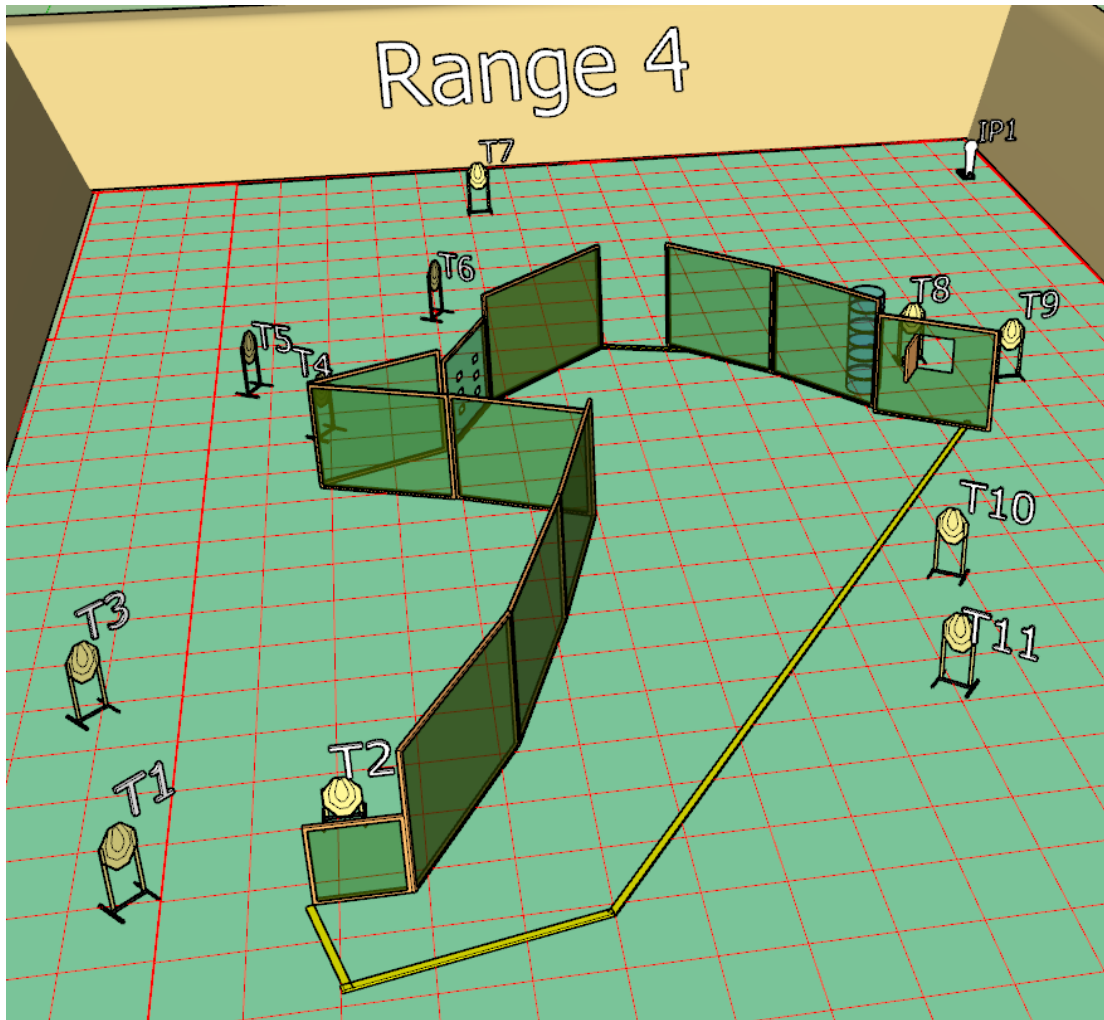
Ready condition: HG: Gun unloaded, holstered

PCC: Option 3








Time starts: Audible Signal

Start position: Heels touching XX

Procedure: On signal engage targets while remaining in the demarcated area.



RANGE OFFICER BRIEFING

						
23	11	0	No	0	1	0

Stage 3 Range 4:

Distance: 2-20m

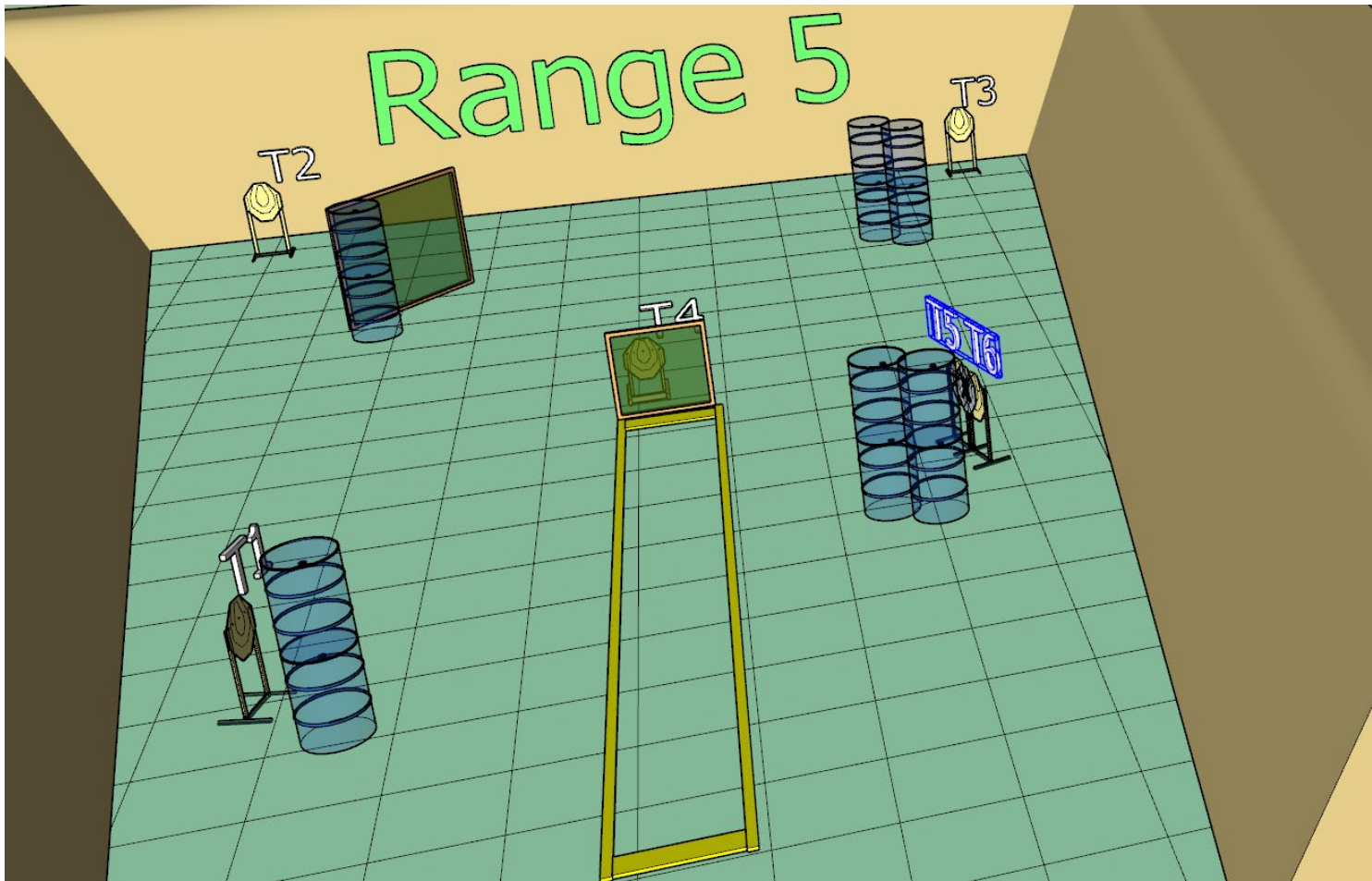
Ready condition: HG: Gun loaded and holstered

PCC: Option 1


Time starts: Audible Signal

Start position: Anywhere in demarcated area

Procedure: On signal engage targets while remaining in the demarcated area.



RANGE OFFICER BRIEFING



12 6 0 Yes 0 0 0

Stage 4 Range 5:

Distance: 1-15m

Ready condition: HG: Gun loaded and holstered


PCC: Option 1

Time starts: Audible Signal








Start position: Anywhere in demarcated area

Procedure: On signal engage targets while remaining in the demarcated area.

Range 6



RANGE OFFICER BRIEFING

						
18	7	0	Yes	2	0	2

Stage 5 Range 5:

Distance: 2-14m

Ready condition: HG: Gun loaded and holstered

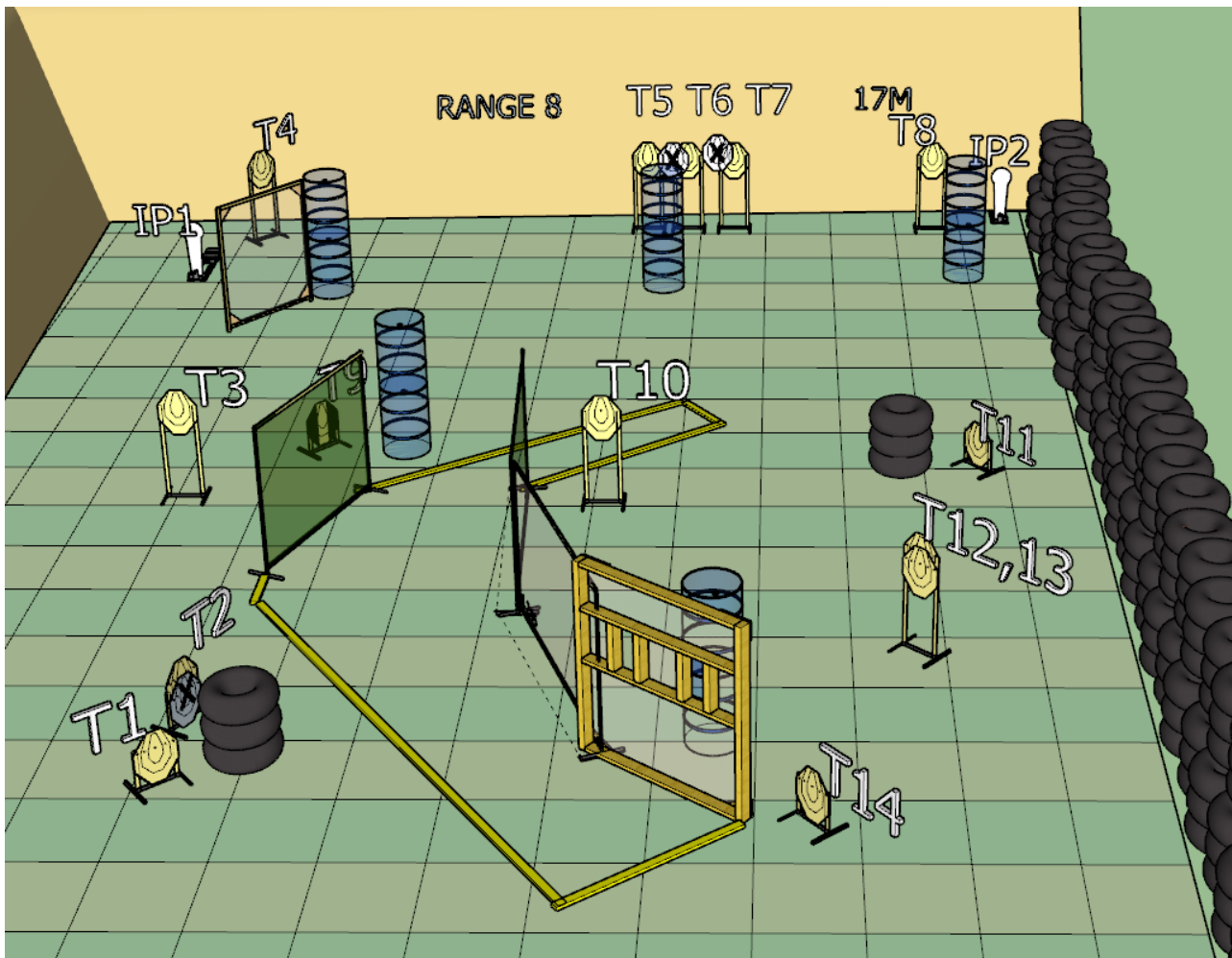
PCC: Option 1

Time starts: Audible Signal








Start position: HG: Both hands XX (One left one right)

PCC: Toes touching AA

Procedure: On signal engage targets while remaining in the demarcated area.



RANGE OFFICER BRIEFING

						
30	14	0	Yes	0	0	2

Stage 6 Range 8: Distance: 1-15m

Ready condition: HG: Gun loaded and holstered

PCC: Option 1

Time starts: Audible Signal

Start position: Inside demarcated area

Procedure: On signal engage targets while remaining in the demarcated area.