

**Teks Club shoot 8**

**1-2 Sep 2018**

**TEKS Shooting Club  
TRICHARDT**

# TEKS SHOOTING CLUB

# STAGES

**6  
stages**

**121 rounds**

## RULES

- The competition will be run according to the current IPSC rules.
- The wearing of eye and ear protection will be required during all stages of the match for participants and spectators
- No testing of the range equipment will be allowed prior to or during the match
- Additional non shoots or barricades may be added to stages to enhance safety of all competitors and spectators
- Registration takes place from 08:30 to 09:30
- Range building starts at 9:30

MATCH DIRECTOR: [Hendrik Engelbrecht]

ARBITRATORS: Will be appointed on the day

CHIEF RO: [Fanie Pretorius]

SECUNDA

TRICHARDT

TRICHARDTS FONTIEN DAM

Toll Gate

Toll Gate 7,4km to turn off

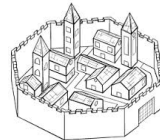

KINROSS

N17

1km

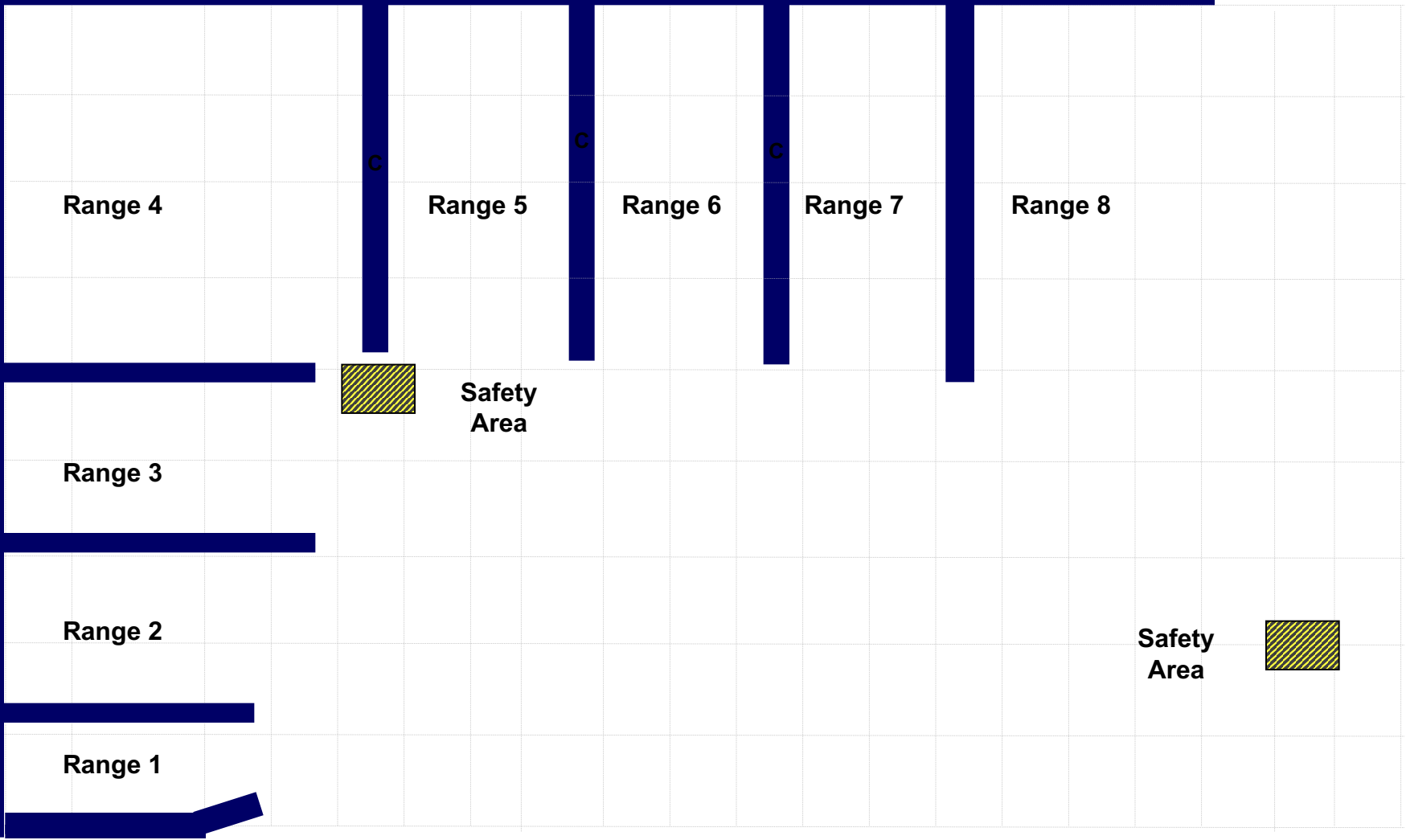
Trinova

**26 ° 28'43.71"S 29° 15'05.04"E**



FROM BETHAL

# TEKS Shooting Range Layout



**Unloading  
Station**

**Safety  
Area**

**Gate**

**Parking Area  
(OUTSIDE RANGE AREA)**



## RANGE OFFICER BRIEFING

Stage1 Range 2:

Distance: 3-12m

Ready condition:

Time starts: Audible Signal.

Start position:

**Procedure:** On signal engage targets while remaining in the demarcated area. P1 will activate T4 it will stay visible.



20

8


0

Yes

1

0

3



### RANGE OFFICER BRIEFING

21	8	0	No	0	3	2

**Stage 2 Range 3:**


**Distance:** 3-11m

**Ready condition:** Gun unloaded and placed on the table pointing downrange all magazines to be used on the table.

**Time starts:** Audible Signal

**Start position:** Hands raised above shoulders standing behind the table .  
**Procedure:** On signal engage targets while remaining in the demarcated area.

# Range 4



## RANGE OFFICER BRIEFING

31	14	0	No	0	0	3

**Stage 3 Range 4:**

**Distance:** 4-18m

**Ready condition:**


**Time starts:** Audible Signal

**Start position:** Both hands touching X

**Procedure:** On signal engage targets while remaining in the demarcated area.



# Range 6



## RANGE OFFICER BRIEFING

21	0	8	Yes	4	1	0

**Stage 4 Range 6:**


**Distance:** 3-11m

**Ready condition:**

**Time starts:** Audible Signal

**Start position:** Hands raised above shoulders. Toes of both feet touching X.

**Procedure:** On signal engage targets while remaining in the demarcated area.



### RANGE OFFICER BRIEFING

8	3	0	No	0	2	0

Stage 5 Range 6:

Distance: 3-11m


Ready condition:

Time starts: Audible Signal

Start position: Hands raised above shoulders.

Procedure: On signal engage targets while remaining in the demarcated area.





## RANGE OFFICER BRIEFING

Stage 6 Range 8: Distance: 2-15m

Ready condition:

Time starts: Audible Signal

Start position:.

Procedure: On signal engage targets while remaining in the demarcated area.

24	7	2	Yes	5	1	0