

**Teks Club shoot 5**

**2 June 2018**

**TEKS Shooting Club  
TRICHARDT**

## TEKS SHOOTING CLUB

## STAGES

**4stages**

**125 rounds**

### RULES

- The competition will be run according to the current IPSC rules.
- The wearing of eye and ear protection will be required during all stages of the match for participants and spectators
- No testing of the range equipment will be allowed prior to or during the match
- Additional non shoots or barricades may be added to stages to enhance safety of all competitors and spectators
- Registration takes place from 08:30 to 09:30
- Range building starts at 9:30

MATCH DIRECTOR: [Hendrik Engelbrecht]

ARBITRATORS: Will be appointed on the day

CHIEF RO: [Fanie Pretorius]

SECUNDA

TRICHARDT

TRICHARDTS FONTIEN DAM

Toll Gate

Toll Gate 7,4km to turn off

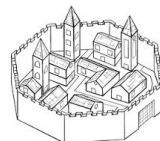
KINROSS

N17

1km

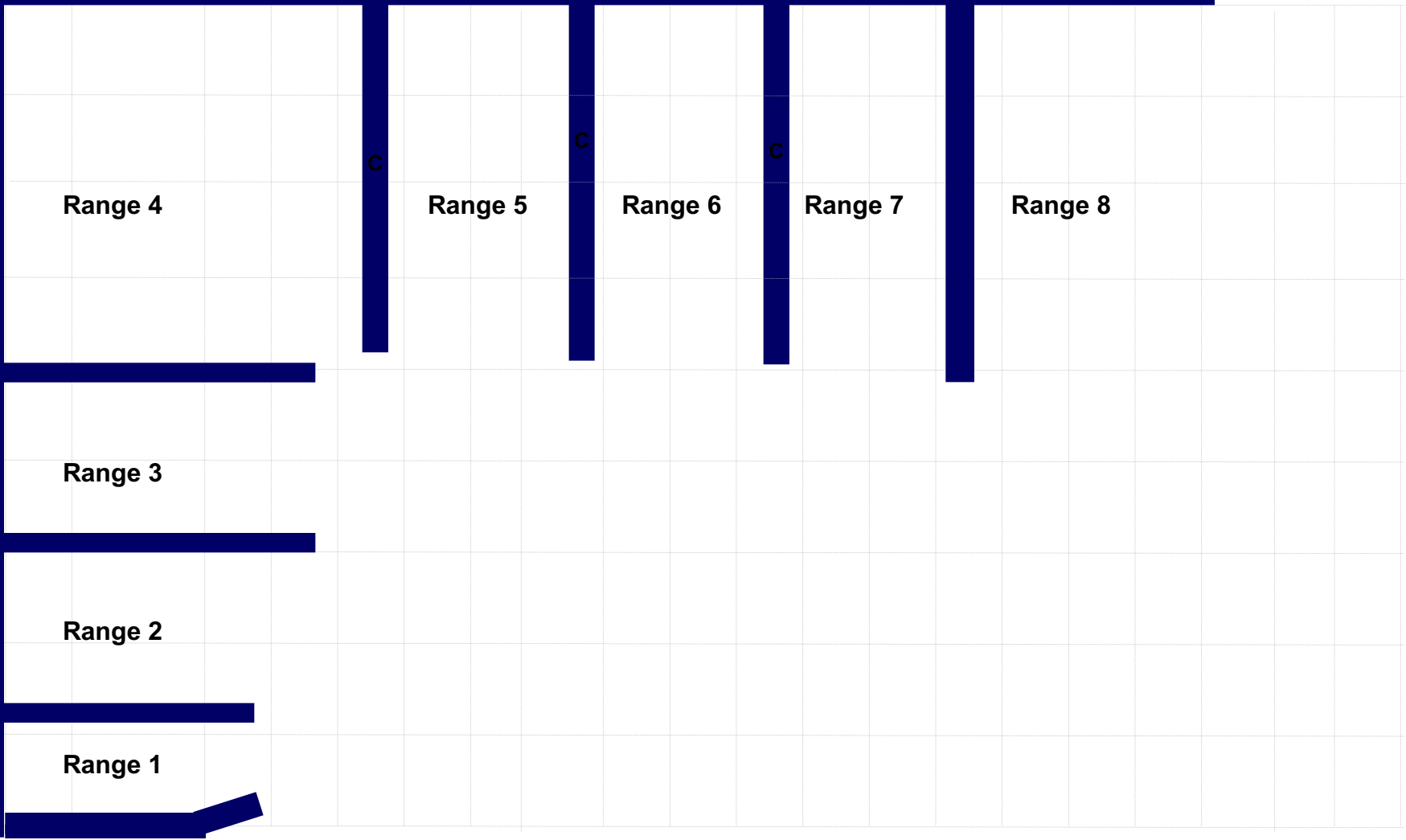
Trinova

26 ° 28'43.71"S 29° 15'05.04"E



FROM BETHAL

# TEKS Shooting Range Layout




**Unloading  
Station**

**Gate**

**Safety  
Area**

**Parking Area  
(OUTSIDE RANGE AREA)**



## RANGE OFFICER BRIEFING

9	2	2	no	0	1	0

**Stage 1 Range 1:**

**Distance:** 3-12M


**Ready condition:**

**Time starts:** Audible Signal.

**Start position:**

**Procedure:** On signal engage targets while remaining in the demarcated area.

# Range 2



## RANGE OFFICER BRIEFING

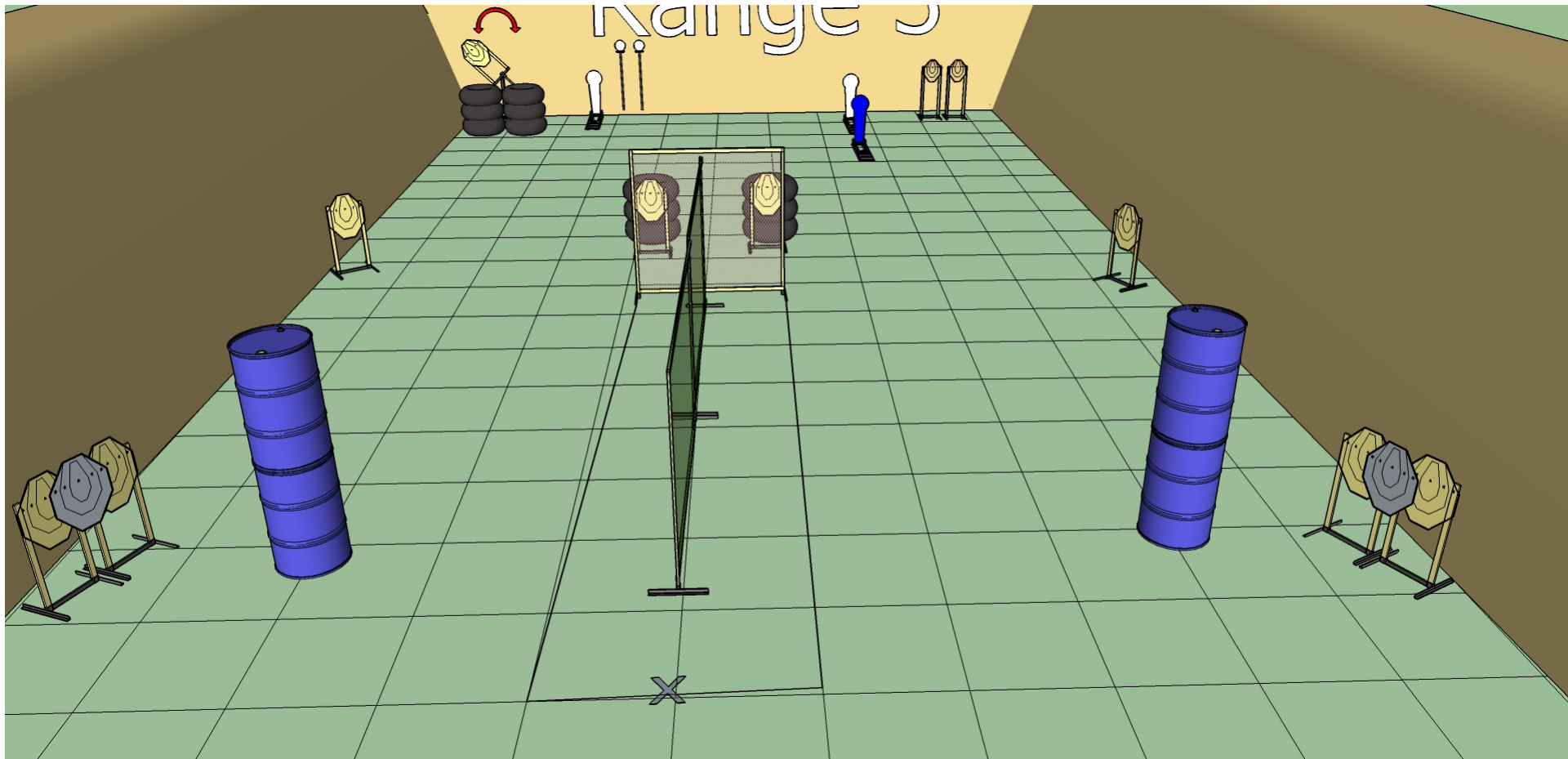
24	10	0	yes	2	0	2

**Stage 2 Range 2: Distance:** 3-15m








**Ready condition: Time starts:** Audible Signal.

**Start position:** Both heels touching at X

**Procedure:** On signal engage targets while remaining in the demarcated area.



## RANGE OFFICER BRIEFING

						
26	9	2	no	2	0	2

**Stage 3 Range 3: Distance:** 3-15m


**Ready condition:** Mag inserted chamber empty.

**Time starts:** Audible Signal.

**Start position:** One heel touching x








**Procedure:** On signal engage targets while remaining in the demarcated area.

P1 will activate S5 S5 will remain visible.



# Range 4

## RANGE OFFICER BRIEFING

						
30	13	0	yes	0	3	1

**Stage 4 Range 4: Distance: 5-18m**

**Ready condition:** Gun placed on table unloaded, no mag inserted pointing downrange with all mags to be used.


**Time starts:** Audible Signal.

**Start position:** Any where in the demarcated area








**Procedure:** On signal engage targets while remaining in the demarcated area.

P1 will activate S4 S4 will remain visible.

# Range 5



## RANGE OFFICER BRIEFING

						
12	0	5	no	0	2	0

**Stage 5 Range 5 Distance:** 2-15M

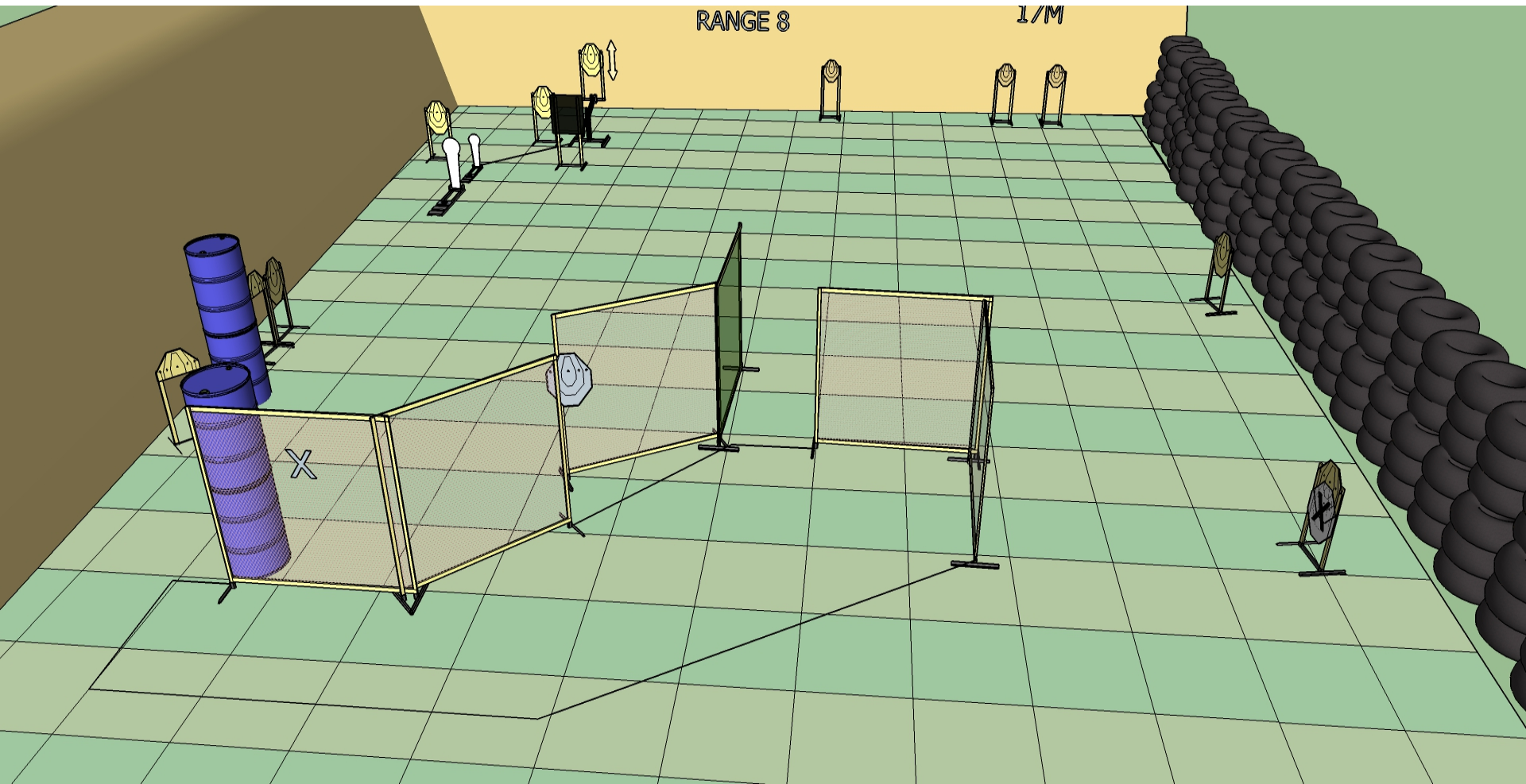
**Ready condition:** Gun loaded and placed on table pointing downrange

**Time starts:** Audible Signal.

**Start position:**

**Procedure:** : On signal engage targets while remaining in the demarcated area.





## RANGE OFFICER BRIEFING

21	8	3	no	0	1	1

**Stage 6 Range 8 Distance:** 3-15M

**Ready condition:**

**Time starts:** Audible Signal.

**Start position:** Both hands touching X

**Procedure:** : On signal engage targets while remaining in the demarcated area.

MP1 will activate S6 S6 will disappear