

Teks
Club Shoot

7 APRIL 2018

STAGES

Stage	Range	Name	Length	Min Rounds
1	1	Stage 1	Medium	21
2	2	Stage 2	Short	9
3	3	Stage 3	Medium	16
4	4	Stage 4	Long	28
5	5	Stage 5	Short	9
6	5	Stage 6	Short	9
7	7	Stage 7	Short	10
TOTAL ROUNDS				102

RULES

- Competition run according to latest IPSC rules
- Wearing of eye and ear protection for all competitors and spectators is compulsory
- No testing of range equipment allowed prior to match
- No walking of ranges prior to commencement of match allowed
- Additional “no shoots” or barricades may be added to stages to enhance safety

RANGE OFFICER BRIEFING

Stage 1

21	9	-	Yes	1	2	-

Distance: 2 - 15m

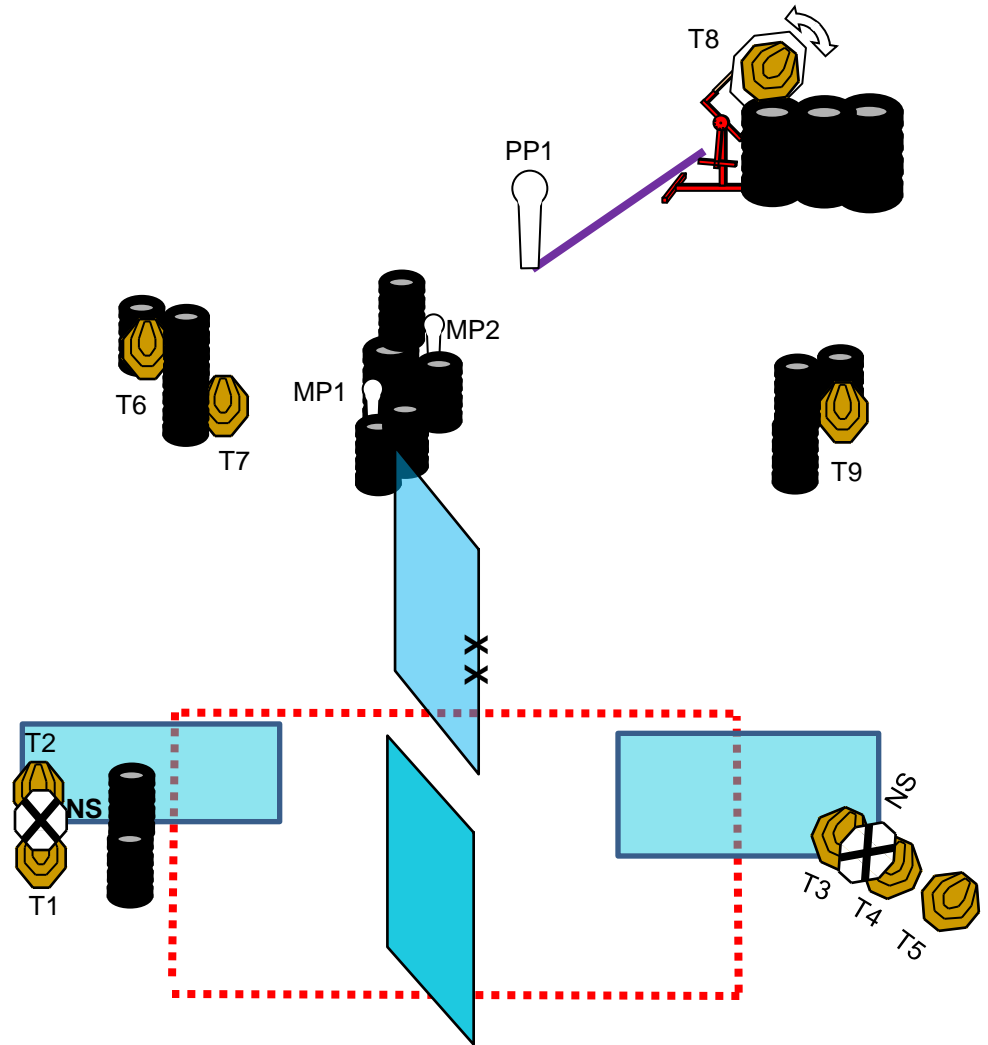
Start: Audible signal

Start position: Competitor starts with both hands flat on barricade mark XX.

Procedure: On signal engage targets as they become visible whilst remaining in the demarcated area.

PP1 activates swinger T8 which remain visible.

Range 8



RANGE OFFICER BRIEFING

Stage 2

						
9	4	-	Yes	1	-	-

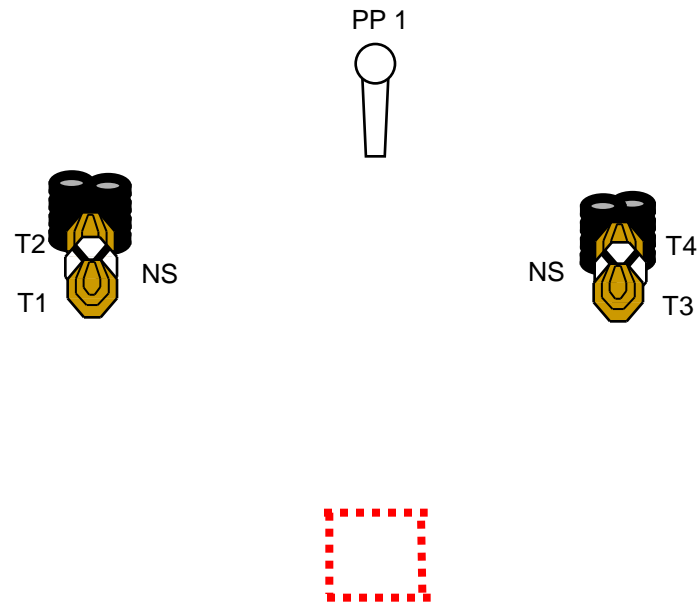
Distance: 5 - 10m

Start: Audible signal

Start position: Competitor starts anywhere in demarcated area. Facing down range.

Procedure: On signal engage targets as they become visible whilst remaining in demarcated area.

Range 1



RANGE OFFICER BRIEFING

Stage 3

						
16	-	8	Yes	-	-	-

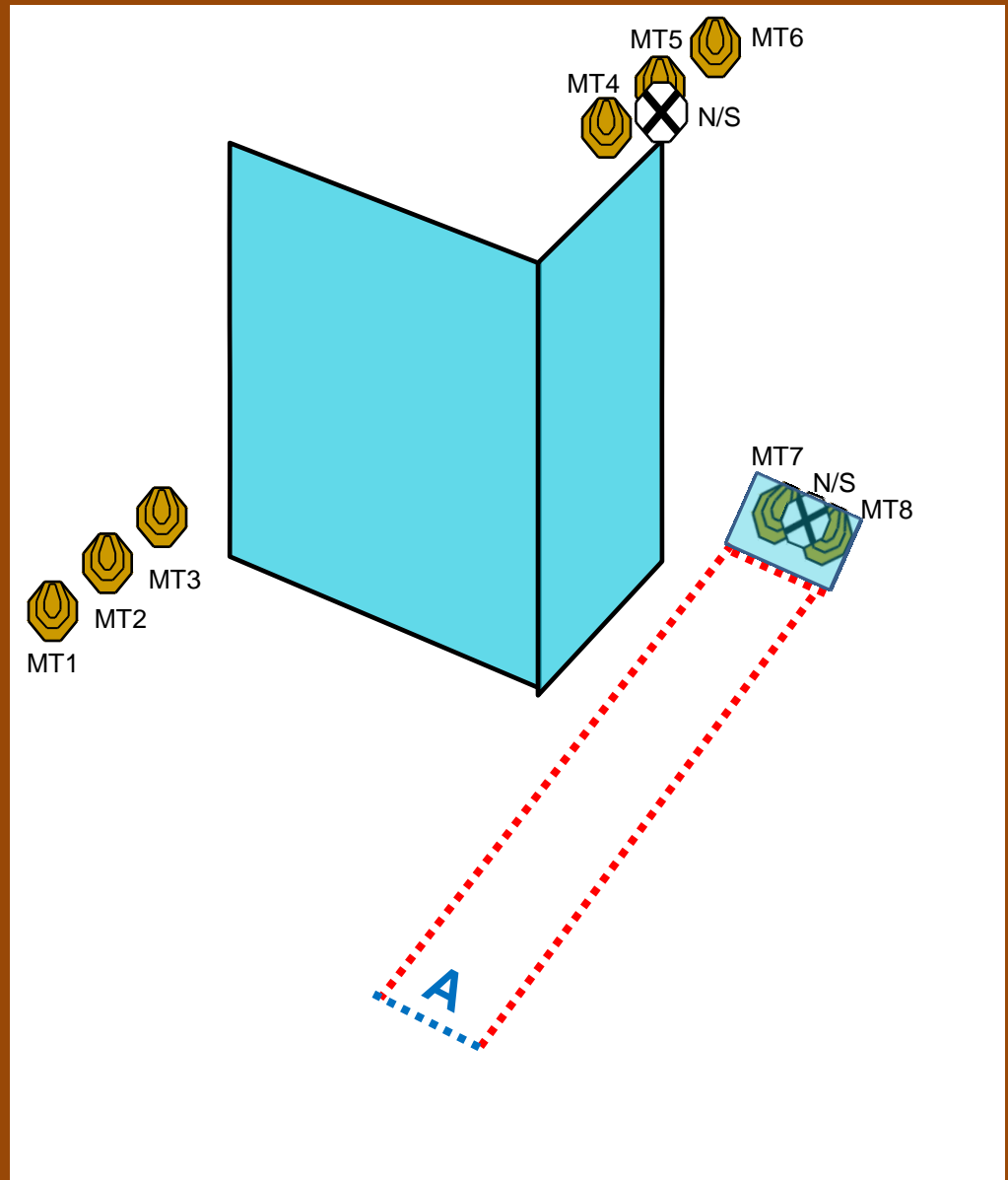
Distance: 5 - 15 m

Start: Audible Signal

Start position: Competitor starts standing at A at least one heel touching and hands interlays on head, facing down range.

Procedure: On signal engage all the targets as they become visible while remaining inside the demarcated area.

Range 9



RANGE OFFICER BRIEFING

Stage 4

28	12	-	Yes	2	-	2

Distance: 2 - 15m

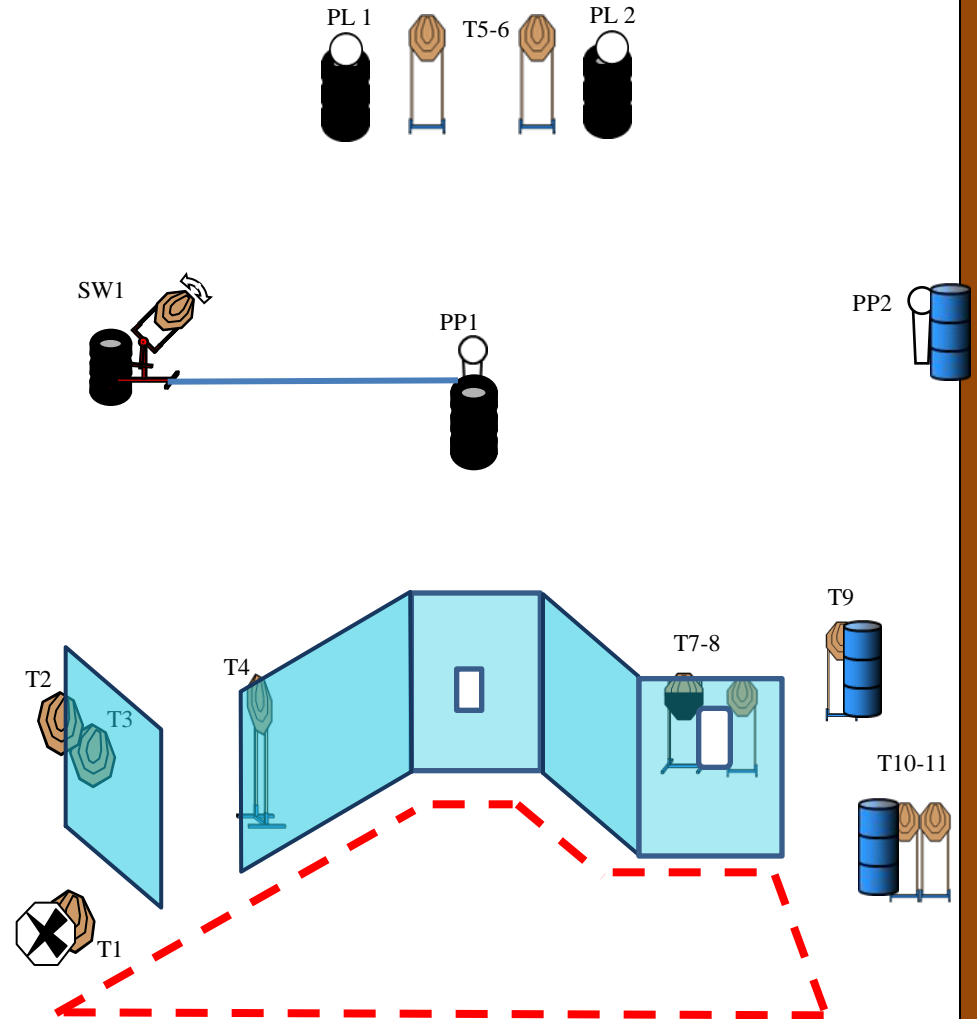
Start: Audible signal

Start position: Competitor starts anywhere in demarcated area. Facing down range.

Procedure: On signal engage targets as they become visible whilst remaining in the demarcated area.

PP1 activates Swinger which remains visible.

Range 11



RANGE OFFICER BRIEFING

Stage 5

						
9	-	4	No	-	1	-

Distance: 2 -10m

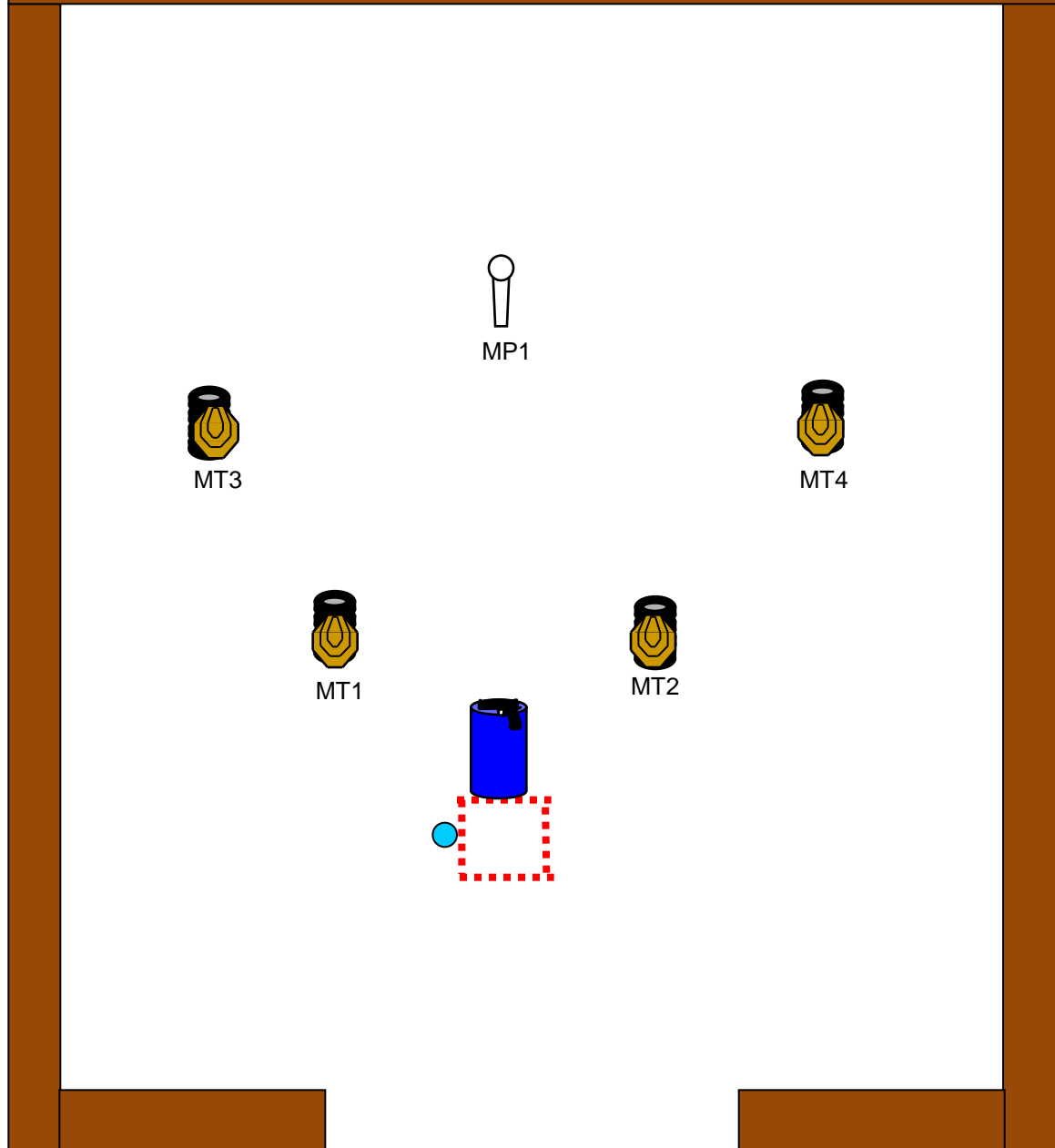
Start: Audible signal

Start position: Competitor starts anywhere in demarcated area . Facing down range. Hold the rugby ball in weak hand against weak side of chest. (As demonstrated.)

Ready condition: Firearm loaded and placed flat on drum.


Procedure: On signal engage targets as they become visible whilst remaining in demarcated area and continue holding the rugby ball against weak side of chest with the weak hand.

Range 3



RANGE OFFICER BRIEFING

Stage 6

						
9	-	4	No	-	1	-

Distance: 2 -10m

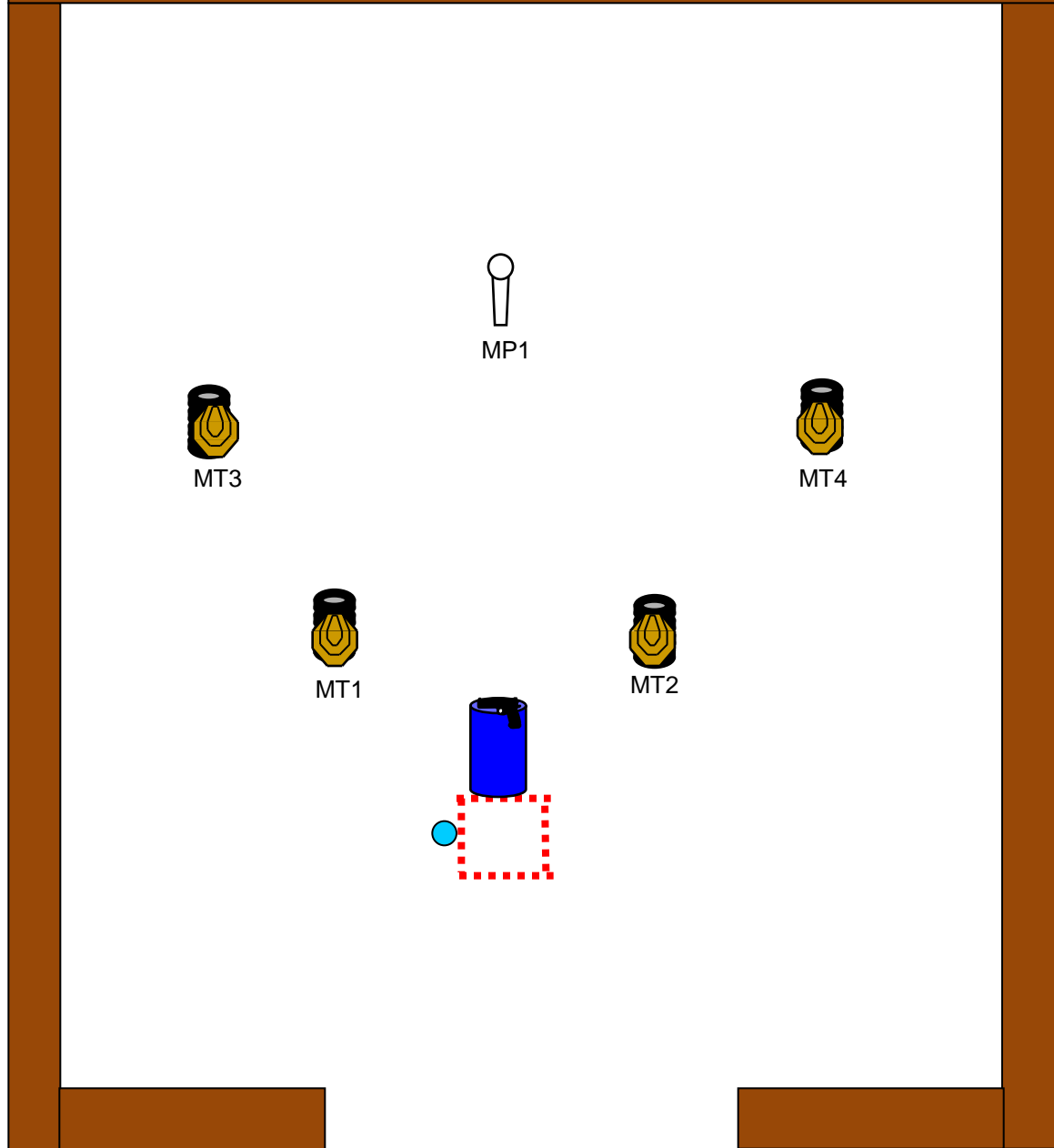
Start: Audible signal

Start position: Competitor starts anywhere in demarcated area . Facing down range. Hold the rugby ball in strong hand against strong side of chest. (As demonstrated.)

Ready condition: Firearm loaded and placed flat on drum.

Procedure: On signal engage targets as they become visible whilst remaining in demarcated area and continue holding the rugby ball against strong side of chest with the strong hand.

Range 3



RANGE OFFICER BRIEFING

Stage 7

10	4	-	-	1	1	-

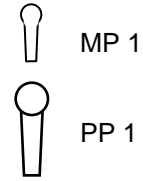
Distance: 2 -15m

Start: Audible signal


Start position: Competitor starts at "A" both toes touching. Hands above the shoulders.

Procedure: On signal engage targets as they become visible whilst remaining in the demarcated area.

Range 16



T1



T2



T3



T4