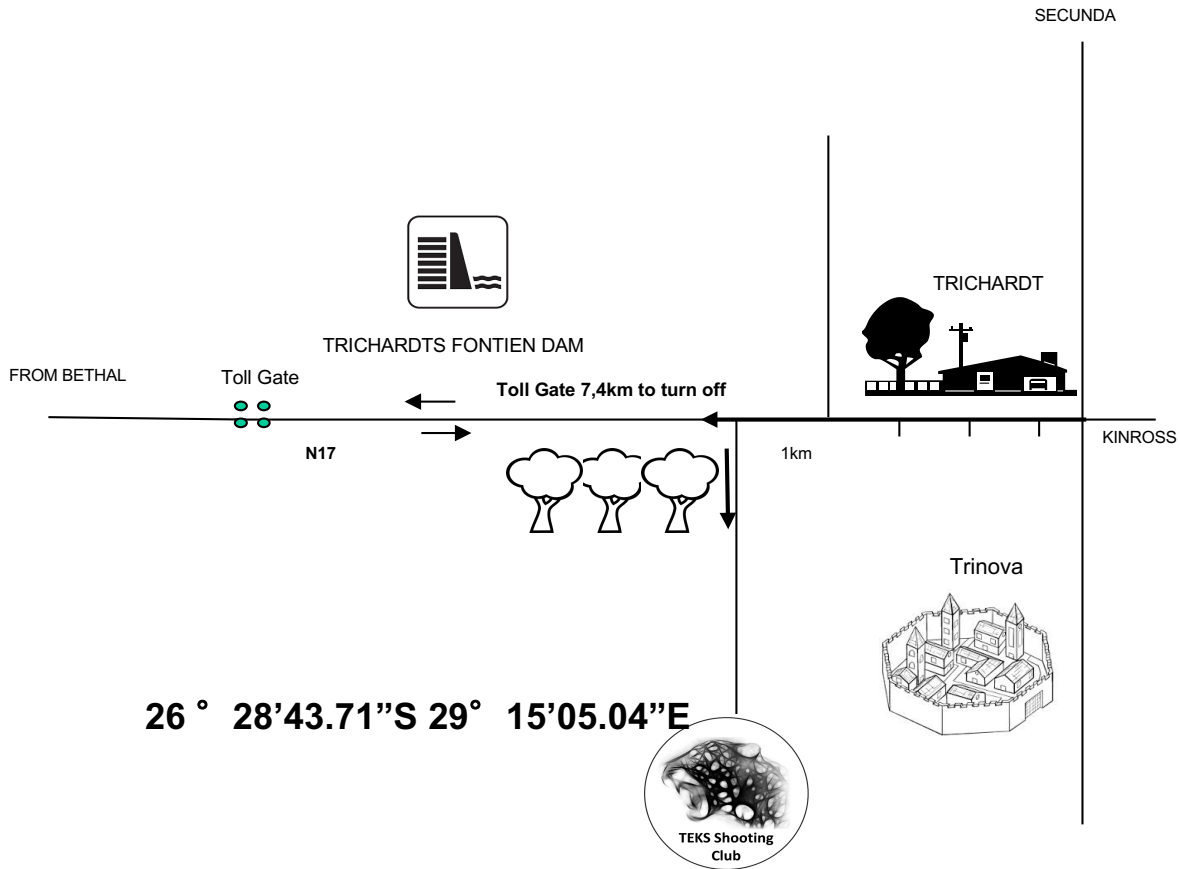


Teks Club shoot 10

18 Nov 2017

**TEKS Shooting Club
TRICHARDT**

TEKS SHOOTING CLUB



STAGES

6 stages

110 rounds

RULES


- The competition will be run according to the current IPSC rules.
- The wearing of eye and ear protection will be required during all stages of the match for participants and spectators
- No testing of the range equipment will be allowed prior to or during the match
- Additional non shoots or barricades may be added to stages to enhance safety of all competitors and spectators
- Registration takes place from 09:00 to 09:30
- Range building starts at 9:30

MATCH DIRECTOR: [Hendrik Engelbrecht]

ARBITRATORS: Will be appointed on the day

CHIEF RO: [Fanie Pretorius]

TEKS Shooting Range Layout




Unloading
Station








Gate

Safety
Area

Parking Area
(OUTSIDE RANGE AREA)



RANGE OFFICER BRIEFING

						
24	11	0	0	0	2	0

Stage 1 Range 1: Distance: 5-10m


Ready condition:

Time starts: Audible Signal

Start position : Standing anywhere in demarcated area.

Procedure: On signal engage targets while remaining in the demarcated area.

Range 2



Stage 2 Range 2: **Distance:** 5-10m

Ready condition: Gun unloaded, placed on the table as demonstrated with all mags to be used.








Time starts: Audible Signal.

Start position: Seated on chair back against backrest.


Procedure: On signal engage targets while remaining in the demarcated area.

RO Note: Rule 5.2.4.1 As this is a 'table' start, the division requirements (behind hip bone) do not apply after the start signal

RANGE OFFICER BRIEFING

						
12	4	0	2	1	3	0

Range 3



RANGE OFFICER BRIEFING

12	5	0	2	0	1	1	


Stage 3 Range 6: Distance: 8-12m

Ready condition: Gun loaded chamber empty.

Time starts: Audible Signal

Start position: Standing relaxed both hands touching X as demonstrated.

Procedure: On signal engage targets while remaining in the demarcated area.



RANGE OFFICER BRIEFING

30	14	0	3	1	0	1

Stage 4 Range 4 Distance: 5-13M

Ready condition:


Time starts: Audible Signal

Start position: Standing anywhere in demarcated area.








Procedure: On signal engage targets while remaining in the demarcated area

P1 will activate T7 it will remain visible.

Range 7



RANGE OFFICER BRIEFING

						
9	0	4	No	0	1	0

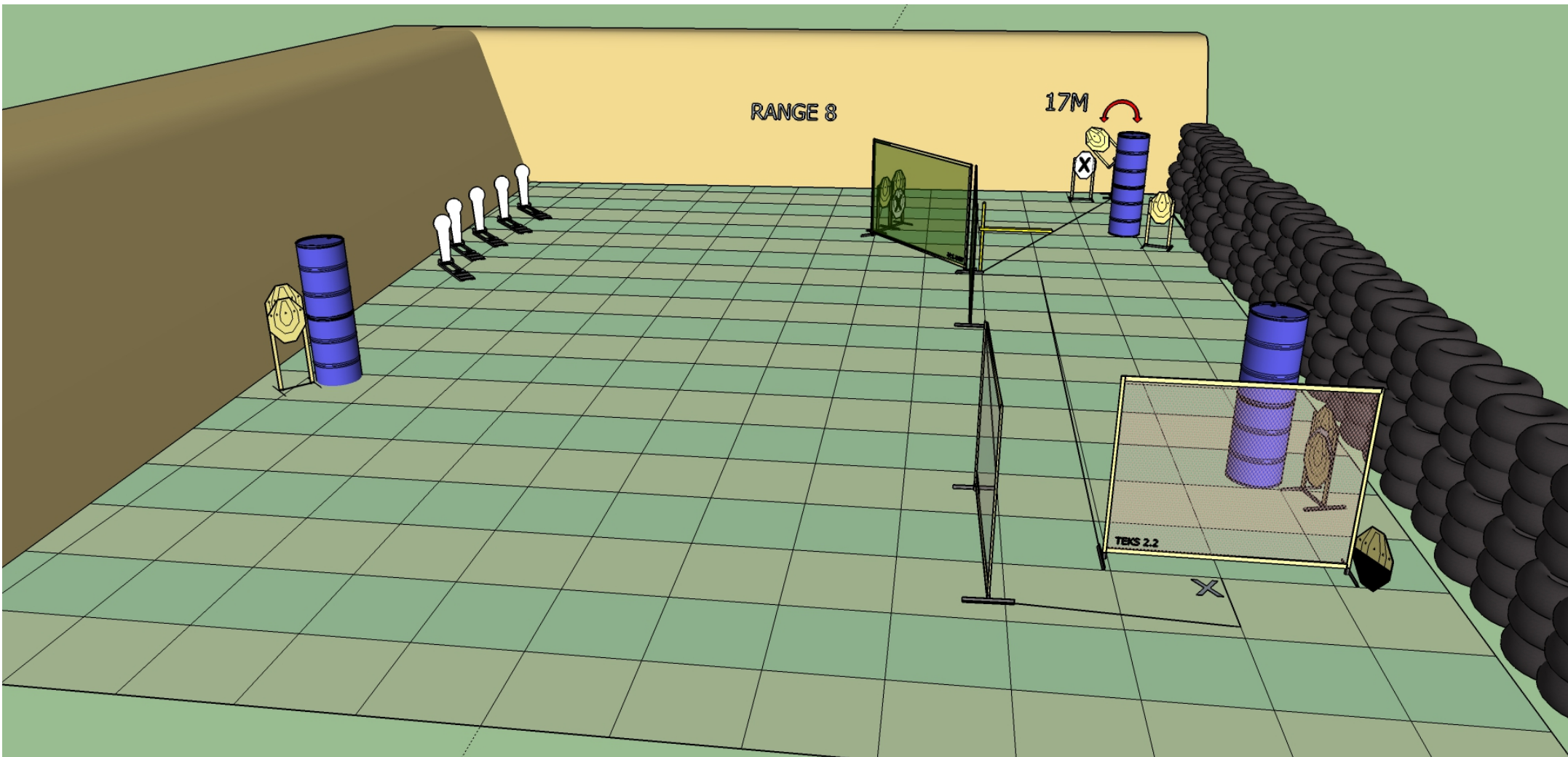
Stage 5 Range 7: Distance: 10m

Ready condition:

Time starts: Audible Signal

Start position: Standing in demarcated area.

Procedure: On signal engage targets while remaining in the demarcated area.



RANGE OFFICER BRIEFING

23	9	0	Yes	0	0	5

Stage 6 Range 8: Distance: 2-10m

Ready condition:

Time starts: Audible Signal

Start position: Standing in demarcated area toes touching X.

Procedure: : On signal engage targets with the weak hand only.

Shooter needs to activate T9, it will remain visible.